



2022

Neurologic Subspecialty Updates

Mission

Promote high quality patient-centered care through accreditation of training programs and certification of physicians in neurologic subspecialties.

Vision

To help small neurologic subspecialties develop creditability and grow.



NEUROLOGIC SUBSPECIALTY UPDATES 2022

The information enclosed provides an overview of the accreditation and certification status of the following neurologic subspecialties recognized by the United Council for Neurologic Subspecialties (UCNS) as of December 31, 2022:

Autonomic Disorders
Behavioral Neurology & Neuropsychiatry
Clinical Neuromuscular Pathology
Geriatric Neurology
Headache Medicine
Interventional Neurology
Neurocritical Care
Neuroimaging
Neuro-oncology

As of year-end 2022, the UCNS has 3,134 certified diplomates and 234 accredited training programs. Full listings of diplomates and training programs can be found in the online [Fellowship Directory](#) and [Diplomate Directory](#) at www.ucns.org.



2022 Subspecialty Status Update Autonomic Disorders

Introduction

Since 2009, the United Council for Neurologic Subspecialties (UCNS) has certified physicians and accredited fellowship training programs for the subspecialty of Autonomic Disorders (AD). Below is an update on the status of the subspecialty.

UCNS Accredited Fellowship Programs

Fellowships

Currently Accredited: 5 | Attrition: 2 (2013, 2019)
Program Construction: 1 year (4); 1 or 2 years (1)
Departments: Neurology (4); Internal Medicine (1)
Program Director Specialty: Neurology (3); Internal Medicine (2)

Fellows

Graduates: 12 | UCNS Certified: 5 (3 applications received for 2022 examination)
Primary Specialty: Neurology (11); Internal Medicine (1)
Primary Board Certification: ABMS (11)

Enrollment

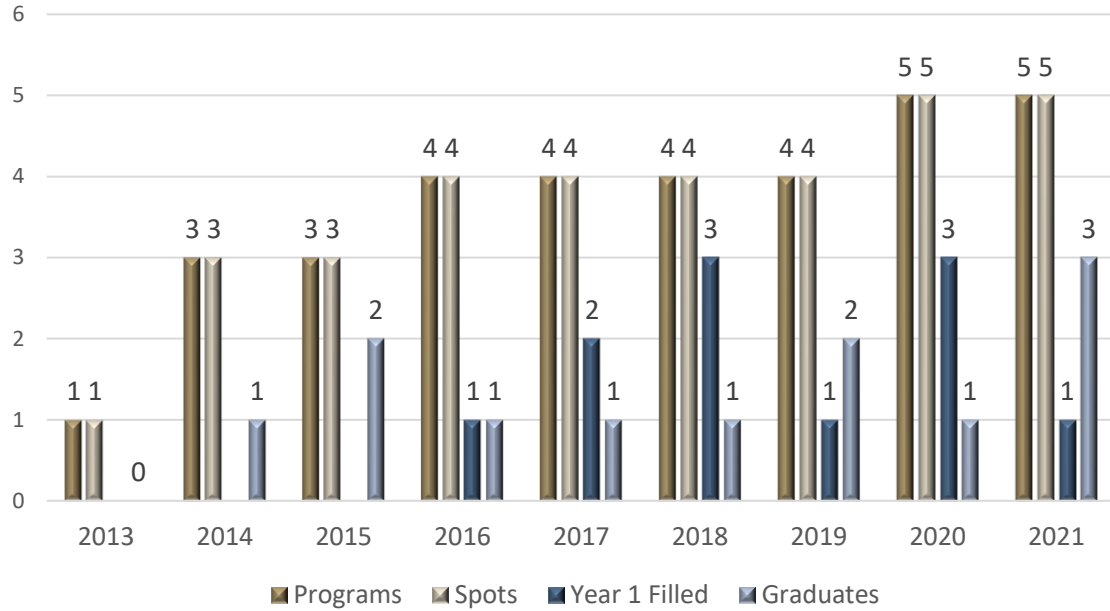
2016 Approved Spots: 4 | 2016 Filled: 1
2017 Approved Spots: 4 | 2017 Filled: 2
2018 Approved Spots: 4 | 2018 Filled: 3
2019 Approved Spots: 4 | 2019 Filled: Year 1 (1); Year 2 (1)
2020 Approved Spots: 5 | 2020 Filled: 3
2021 Approved Spots: 5 | 2021 Filled: 1

UCNS Accredited Programs by Subspecialty

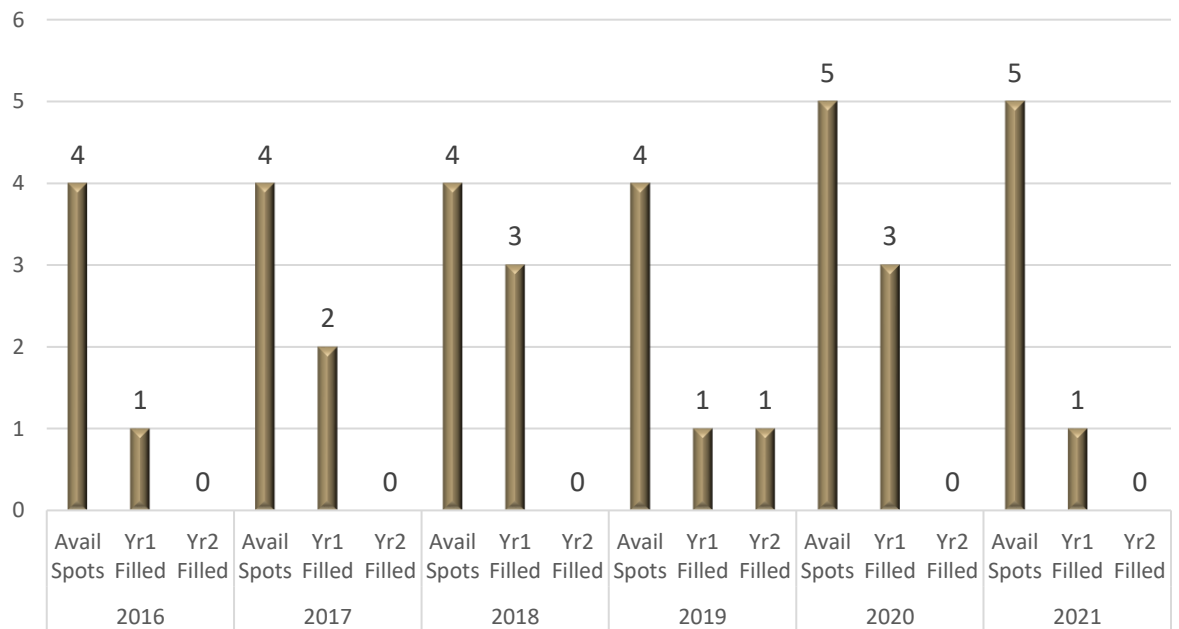
Subspecialty	2016	2017	2018	2019	2020	2021	2022
Neurocritical Care	61	68	69	69	73	76	75
Headache Medicine	34	39	42	43	45	46	51
Behavioral Neurology & Neuropsychiatry	34	34	35	37	37	44	46
Neuro-oncology	27	31	34	35	36	37	36
Clinical Neuromuscular Pathology	6	6	6	6	6	6	6
Autonomic Disorders	5	5	5	4	5	5	6
Neuroimaging	5	5	5	4	4	4	4
Geriatric Neurology	3	5	5	4	4	4	4
Interventional Neurology	n/a	n/a	n/a	n/a	n/a	n/a	6
Neural Repair and Rehabilitation	2	2	n/a	n/a	n/a	n/a	n/a
TOTALS	177	195	201	202	210	222	234

The following charts demonstrate program information for 2021-2022 enrollment information for programs currently accredited as of June 1, 2022.

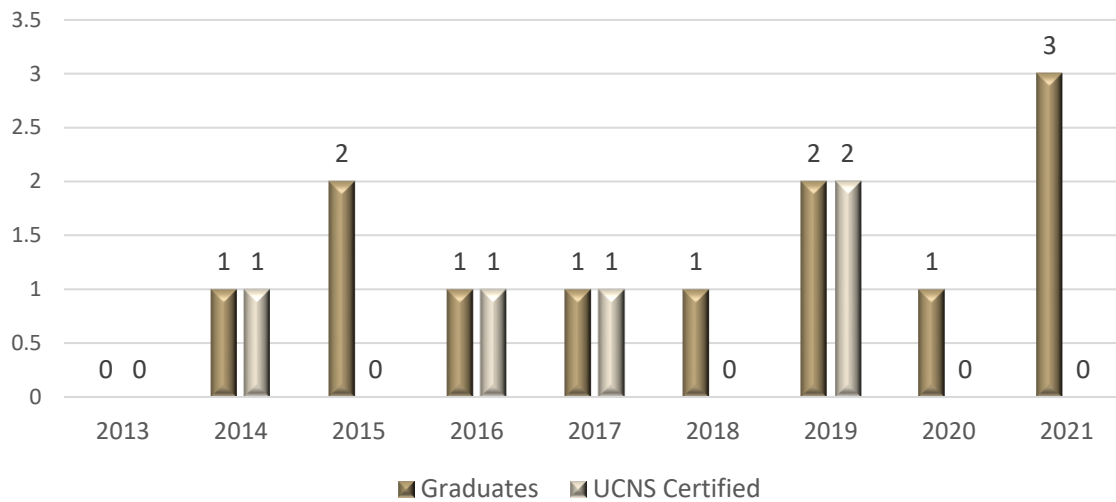
AD Fellowship Growth



AD 2016-2021 Fellow Enrollment



AD Graduate Certification



UCNS Certification

Applicants must be certified by an American Board of Medical Specialties (ABMS) certifying board, American Osteopathic Association (AOA), or the Royal College of Physicians and Surgeons (RCPSC).

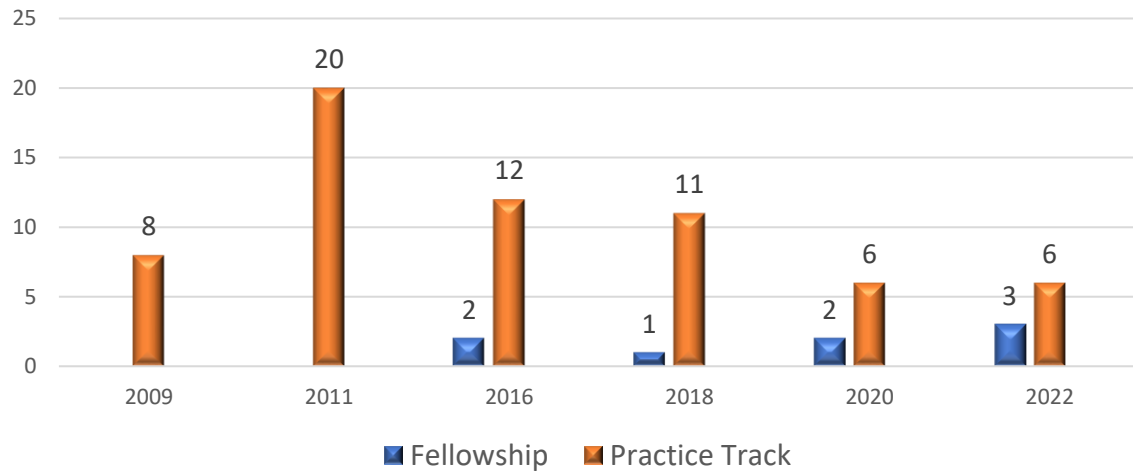
Diplomates

- 61 certified Autonomic Disorders diplomates
- Certification eligibility pathways:
 - UCNS-accredited Fellowship
 - Practice track
 - Academic Appointment at a UCNS-Accredited Fellowship
 - Internationally Trained Faculty at UCNS-Accredited Training Programs
- Next UCNS Autonomic Disorders Certification Examination: December 10-14, 2024

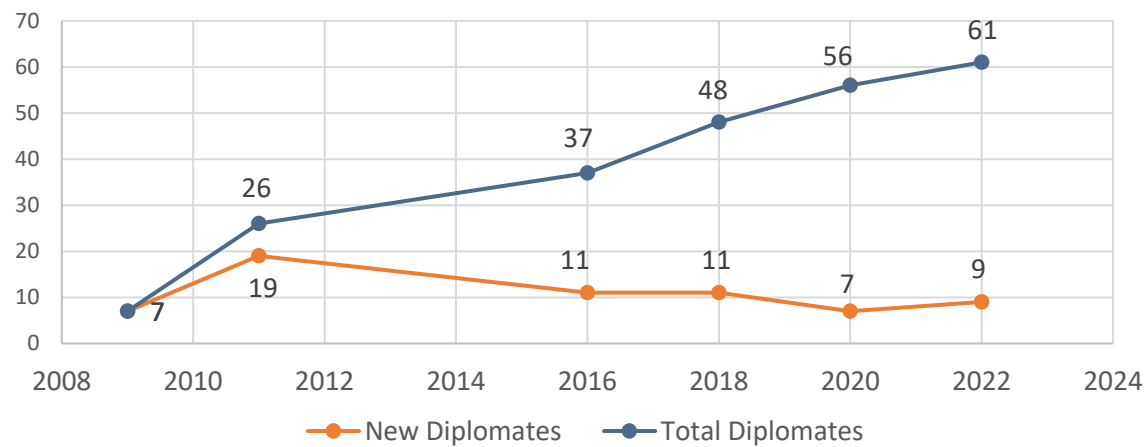
2022 Year-End Diplomat Counts by Subspecialty

Subspecialty	2016 Yr End Diplomates	2017 Yr End Diplomates	2018 Yr End Diplomates	2019 Yr End Diplomates	2020 Yr End Diplomates	2021 Yr End Diplomates	2022 Yr End Diplomates
Neurocritical Care	1,240	1,374	1,337	1,490	1,486	1,336	1,305
Headache Medicine	523	484	570	588	706	633	744
Behavioral Neurology & Neuropsychiatry	403	382	407	421	475	416	456
Neuro-oncology	207	240	236	285	284	301	294
Clinical Neuromuscular Pathology	43	59	59	68	69	77	70
Autonomic Disorders	38	37	48	48	56	53	61
Neuroimaging	180	206	187	218	216	163	158
Geriatric Neurology	18	18	18	18	11	0	0
Interventional Neurology	n/a	n/a	n/a	n/a	n/a	n/a	38
Neural Repair and Rehabilitation	23	23	23	23	22	22	8
TOTALS	2,675	2,823	2,885	3,159	3,325	3,001	3,134

Certification Examination Application Pathway Breakdown Autonomic Disorders



Autonomic Disorders Certification Trends



Certification Examination Pass Rates

Subspecialty	Year	Fellow Pass Rate	Non-Fellow Pass Rate
Autonomic Disorders	2016	100%	90%
	2018	100%	100%
	2020	100%	83%
	2022	100%	100%

Continuous Certification (C-cert)

The annual **continuous certification (C-cert) process** provides diplomates with a relevant, effective, timely, and convenient way to meet the needs of lifelong learning and self-assessment. Diplomates must meet annual maintenance of certification (MOC) requirements for C-cert.

2022 C-cert Quiz Outcomes (As of 12/31/22)				
Subspecialty	Total Diplomates Passed Quiz	Average % Score on First Attempt	Average Quiz Completion Time on First Attempt (minutes)	Average CME Credit Hours Claimed
Autonomic Disorders	30	84.36	53.56	12.32
Behavioral Neurology & Neuropsychiatry	324	91.54	56.17	12.87
Clinical Neuromuscular Pathology	47	90.59	46.80	12.28
Headache Medicine	527	79.65	58.89	12.53
Neurocritical Care	1070	82.63	57.55	12.96
Neuroimaging	116	73.87	58.64	13.69
Neuro-oncology	236	95.56	42.15	10.43
Totals	2350	85.46%	53.39	12.44

2022 Year End Diplomate C-cert Status Summary							
Subspecialty	Diplomates Meeting 2022 Requirements	Diplomates Not Meeting 2022 Requirements	Diplomates Not Meeting 2021 & 2022 Requirements	Diplomates Retired or Deceased	New 2022 Diplomates	2022 Total Yr End Diplomates	% of Total Dips Retained
Autonomic Disorders	44	8	-1	0	9	61	98%
Behavioral Neurology & Neuropsychiatry	337	64	-15	-3	55	456	96%
Clinical Neuromuscular Pathology	59	11	-8	0	0	70	90%
Geriatric Neurology	n/a	n/a	n/a	n/a	n/a	0	n/a
Headache Medicine	539	73	-19	-6	132	744	96%
Interventional Neurology	0	0	0	0	38	38	n/a
Neurocritical Care	1083	222	-49	-5	0		96%
Neuroimaging	128	30	-9	-1	0	158	94%
Neuro-oncology	250	44	-8	-1	0	294	97%
Neural Repair & Rehabilitation	5	3	-13	-1	0	8	n/a
	2445	455	-122	-17	234	3134	95%

Subspecialty Sponsoring Organizations

Subspecialty-specific sponsoring organizations are the source of nominations for all subspecialty representative volunteers.

- American Autonomic Society
- American Academy of Neurology Autonomic Nervous System Section

2022/2023 UCNS Board of Directors Representative

- Amanda Peltier, MD, Vanderbilt University Medical Center

2022/2023 Certification Examination Committee

- Elizabeth Coon, MD, Chair, Mayo Clinic Rochester
- Satish R. Raj, MD, MSCI, Vice Chair, Health Research Innovation Centre
- Gisela Chelimsky, MD, Medical College of Wisconsin
- Melissa Cortez, DO, University of Utah
- Elisabeth Golden, MD, UT Southwestern
- Srikanth Muppidi, MD, Stanford Neuroscience Health Center
- Amanda Peltier, MD, Vanderbilt University Medical Center
- Nathaniel Robbins, MD, Geisel School of Medicine
- Kamal Shouman, MD, Mayo Clinic Rochester
- Howard Snapper, MD, WellStar Medical Group



2022 Subspecialty Status Update

Behavioral Neurology & Neuropsychiatry

Introduction

Since 2006, the United Council for Neurologic Subspecialties (UCNS) has certified physicians and accredited fellowship training programs for the subspecialty of Behavioral Neurology & Neuropsychiatry (BNNP). An update on the status of BNNP is provided below.

UCNS Accredited Fellowship Programs

Fellowships

Currently Accredited: 45 | Attrition: 5 (2009, 2010, 2016, 2020 x 2)
 Program Construction: 1 year (14); 2 years (3); 1 or 2 years (22); 1, 2, or 3 years (2); 2 or 3 years (1)
 Departments: Neurology (34); Neuro/IM (1); Psychiatry (9); Child Neuro (1)
 Program Director Specialty: Neuro (32); Neuro/IM (1); Neuro/Psych (4); Psych (6); Psych/IM (2)

Fellows

Graduates: 274 | UCNS Certified: 170 (32 applications received for 2022 examination)
 Primary Specialty: Neuro (182); Psychiatry (85); IM/Ger (3); IM (2); IM/Psych (1); Neuro/Psych (1) |
 Primary Board Certification: ABMS (250); RCPSC (16); AOA (1)

Enrollment

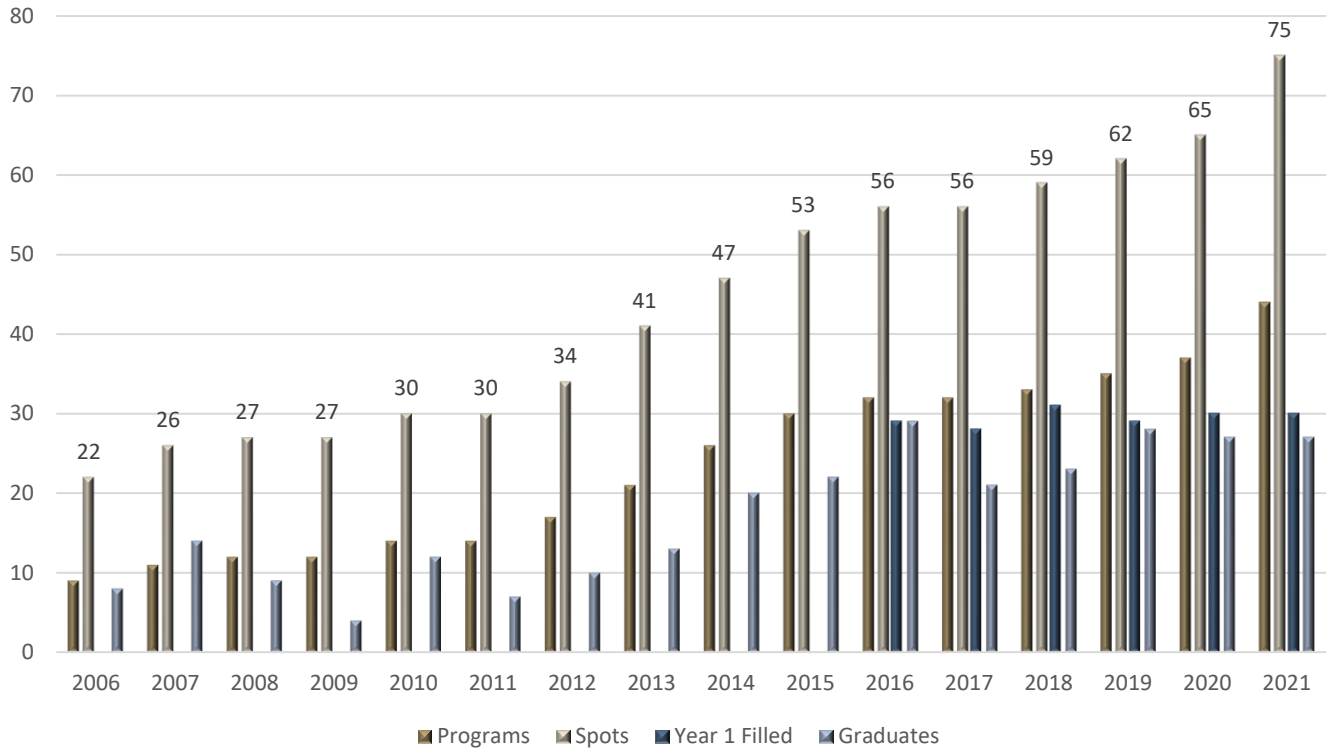
2016 Approved Spots: 51.5 | 2016 Filled: Year 1 (29); Year 2 (13)
 2017 Approved Spots: 53 | 2017 Filled: Year 1 (28); Year 2 (11)
 2018 Approved Spots: 56 | 2018 Filled: Year 1 (31); Year 2 (11)
 2019 Approved Spots: 60 | 2019 Filled: Year 1 (29); Year 2 (15)
 2020 Approved Spots: 65 | 2020 Filled: Year 1 (30); Year 2 (12)
 2021 Approved Spots: 74.5 | 2021 Filled: Year 1 (30); Year 2 (14)

UCNS Accredited Programs by Subspecialty

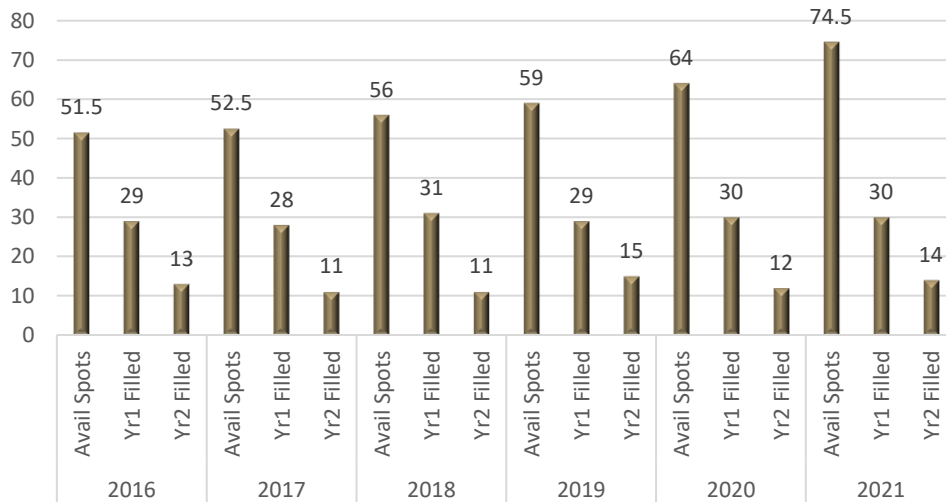
Subspecialty	2016	2017	2018	2019	2020	2021	2022
Neurocritical Care	61	68	69	69	73	76	75
Headache Medicine	34	39	42	43	45	46	51
Behavioral Neurology & Neuropsychiatry	34	34	35	37	37	44	46
Neuro-oncology	27	31	34	35	36	37	36
Clinical Neuromuscular Pathology	6	6	6	6	6	6	6
Autonomic Disorders	5	5	5	4	5	5	6
Neuroimaging	5	5	5	4	4	4	4
Geriatric Neurology	3	5	5	4	4	4	4
Interventional Neurology	n/a	n/a	n/a	n/a	n/a	n/a	6
Neural Repair and Rehabilitation	2	2	n/a	n/a	n/a	n/a	n/a
TOTALS	177	195	201	202	210	222	234

The following charts demonstrate program information for 2021-2022 enrollment information for programs currently accredited as of June 1, 2022.

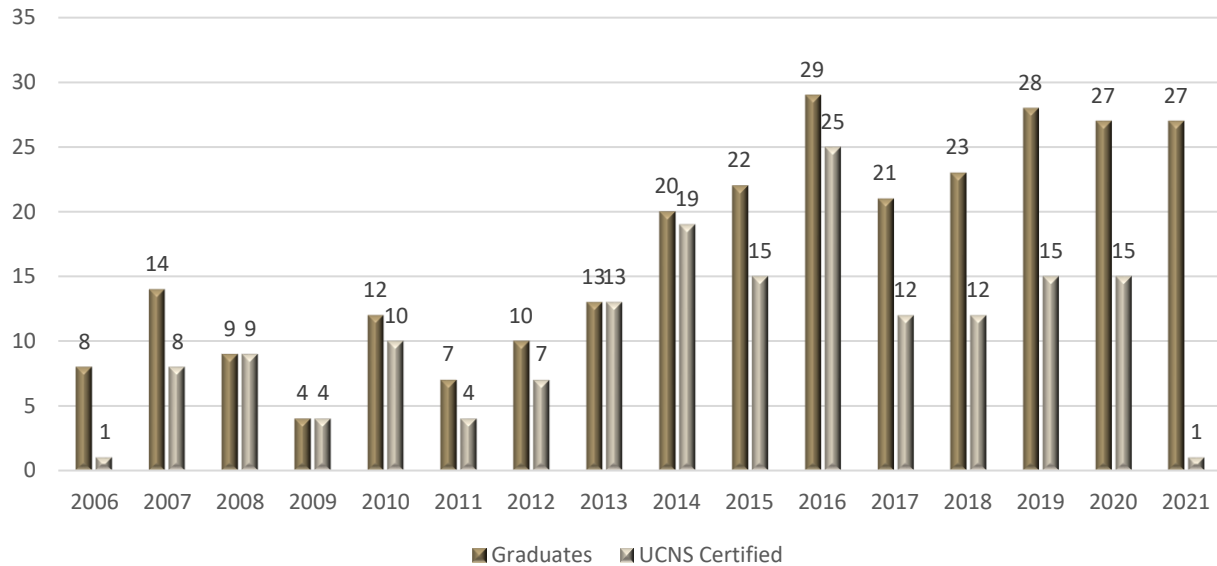
BNNP Fellowship Growth



BNNP 2016-2021 Fellow Enrollment



BNNP Graduate Certification



UCNS Certification

Applicants must be a diplomate in good standing of the American Board of Medical Specialties (ABMS), American Osteopathic Association (AOA), or the Royal College of Physicians and Surgeons (RCPSC).

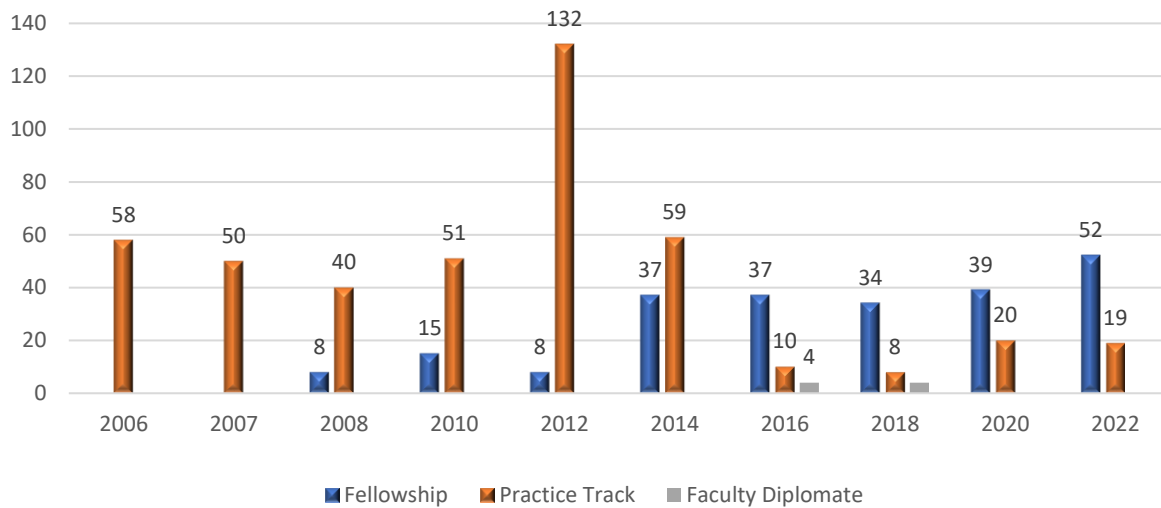
Diplomates

- 456 certified Behavioral Neurology and Neuropsychiatry diplomates
- Certification eligibility pathways:
 - UCNS-accredited Fellowship
 - Practice track
 - Academic Appointment at a UCNS-Accredited Fellowship
 - Internationally Trained Faculty at UCNS-Accredited Training Programs
- Next Behavioral Neurology & Neuropsychiatry Certification Examination: November 19-23, 2024

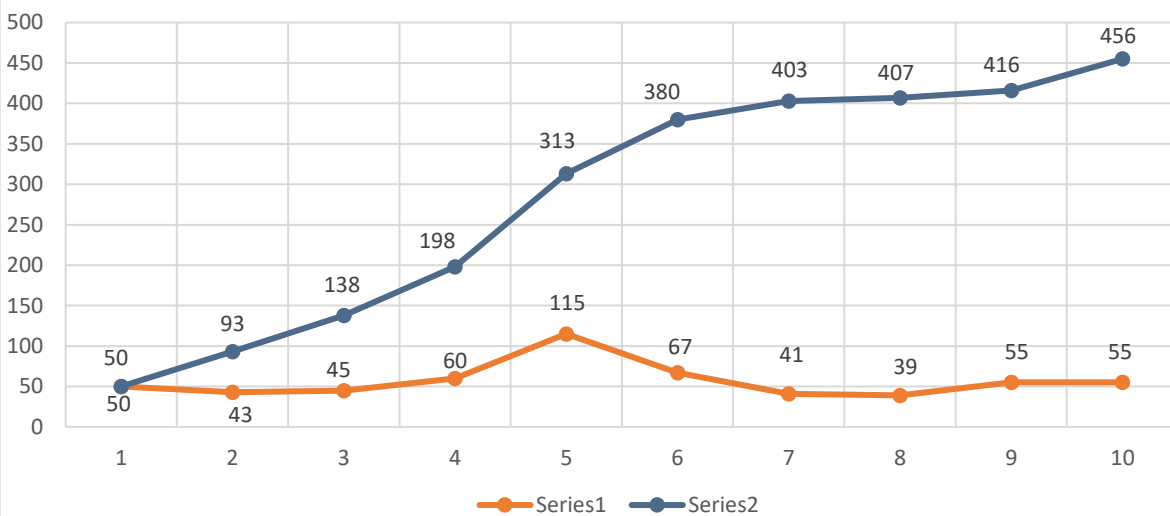
2022 Year-End Diplomate Counts by Subspecialty

Subspecialty	2016 Yr End Diplomates	2017 Yr End Diplomates	2018 Yr End Diplomates	2019 Yr End Diplomates	2020 Yr End Diplomates	2021 Yr End Diplomates	2022 Yr End Diplomates
Neurocritical Care	1,240	1,374	1,337	1,490	1,486	1,336	1,305
Headache Medicine	523	484	570	588	706	633	744
Behavioral Neurology & Neuropsychiatry	403	382	407	421	475	416	456
Neuro-oncology	207	240	236	285	284	301	294
Clinical Neuromuscular Pathology	43	59	59	68	69	77	70
Autonomic Disorders	38	37	48	48	56	53	61
Neuroimaging	180	206	187	218	216	163	158
Geriatric Neurology	18	18	18	18	11	0	0
Interventional Neurology	n/a	n/a	n/a	n/a	n/a	n/a	38
Neural Repair and Rehabilitation	23	23	23	23	22	22	8
TOTALS	2,675	2,823	2,885	3,159	3,325	3,001	3,134

Behavioral Neurology and Neuropsychiatry Application Pathway Breakdown



Behavioral Neurology & Neuropsychiatry Certification Trends



Certification Examination Pass Rates

Subspecialty	Year	Fellow Pass Rate	Non-Fellow Pass Rate
Behavioral Neurology & Neuropsychiatry	2014	97%	61%
	2016	94%	50%
	2018	94%	60%
	2020	97%	85%
	2022	86%	72%

Continuous Certification (C-cert)

The annual **continuous certification (C-cert) process** provides diplomates with a relevant, effective, timely, and convenient way to meet the needs of lifelong learning and self-assessment. Diplomates must meet annual maintenance of certification (MOC) requirements for C-cert.

2022 C-cert Quiz Outcomes (As of 12/31/22)				
Subspecialty	Total Diplomates Passed Quiz	Average % Score on First Attempt	Average Quiz Completion Time on First Attempt (minutes)	Average CME Credit Hours Claimed
Autonomic Disorders	30	84.36	53.56	12.32
Behavioral Neurology & Neuropsychiatry	324	91.54	56.17	12.87
Clinical Neuromuscular Pathology	47	90.59	46.80	12.28
Headache Medicine	527	79.65	58.89	12.53
Neurocritical Care	1070	82.63	57.55	12.96
Neuroimaging	116	73.87	58.64	13.69
Neuro-oncology	236	95.56	42.15	10.43
Totals	2350	85.46%	53.39	12.44

2022 Year End Diplomat C-cert Status Summary							
Subspecialty	Diplomates Meeting 2022 Requirements	Diplomates Not Meeting 2022 Requirements	Diplomates Not Meeting 2021 & 2022 Requirements	Diplomates Retired or Deceased	New 2022 Diplomates	2022 Total Yr End Diplomates	% of Total Dips Retained
Autonomic Disorders	44	8	-1	0	9	61	98%
Behavioral Neurology & Neuropsychiatry	337	64	-15	-3	55	456	96%
Clinical Neuromuscular Pathology	59	11	-8	0	0	70	90%
Geriatric Neurology	n/a	n/a	n/a	n/a	n/a	0	n/a
Headache Medicine	539	73	-19	-6	132	744	96%
Interventional Neurology	0	0	0	0	38	38	n/a
Neurocritical Care	1083	222	-49	-5	0		96%
Neuroimaging	128	30	-9	-1	0	158	94%
Neuro-oncology	250	44	-8	-1	0	294	97%
Neural Repair & Rehabilitation	5	3	-13	-1	0	8	n/a
	2445	455	-122	-17	234	3134	95%

Subspecialty Sponsoring Organizations

Subspecialty-specific sponsoring organizations are the source of nominations for all volunteer representatives.

- American Neuropsychiatric Association
- Society for Behavioral and Cognitive Neurology

2022/2023 UCNS Board of Directors Representative

- C. Alan Anderson, MD

2022/2023 Certification Examination Committee

- Robin A. Hurley, MD, Chair, Wake Forest School of Medicine
- Kyle Steinman, MD, MAS, Vice Chair, University of Washington/Seattle Children's Hospital
- James R. Bateman, III, MD, Wake Forest School of Medicine
- Lindsey Gurin, MD, NYU Pearl Barlow Center for Memory Evaluation and Treatment
- Colin J. Harrington, MD, Rhode Island Hospital
- Samantha K. Holden, MD, University of Colorado School of Medicine
- Mandana Modirrousta, MD, PhD, FRCPC, Saint Boniface Hospital
- Michael Schrift, DO, MA, Northwestern University Feinberg School of Medicine
- Jonathan H. Woodcock, MD, University of Colorado – Anschutz Medical Campus



2022 Subspecialty Status Update Clinical Neuromuscular Pathology

Introduction

Since 2013, the United Council for Neurologic Subspecialties (UCNS) has certified physicians and accredited fellowship training programs for the subspecialty of Clinical Neuromuscular Pathology (CNMP). The status of CNMP is provided below.

UCNS Accredited Fellowship Programs

Fellowships

Currently Accredited: 6 | Attrition: 0
 Program Construction: 1 year (4); 1 or 2 years (2)
 Departments: Neurology (5); Neurology/Pediatrics (1)
 Program Director Specialty: Neurology (5); Neurology/Pediatrics (1)

Fellows

Graduates: 72 | UCNS Certified: 27
 Primary Specialty: Neurology (70); Pediatrics (1); Child Neuro (1)
 Primary Board Certification: ABMS (57); RCPSC (5)

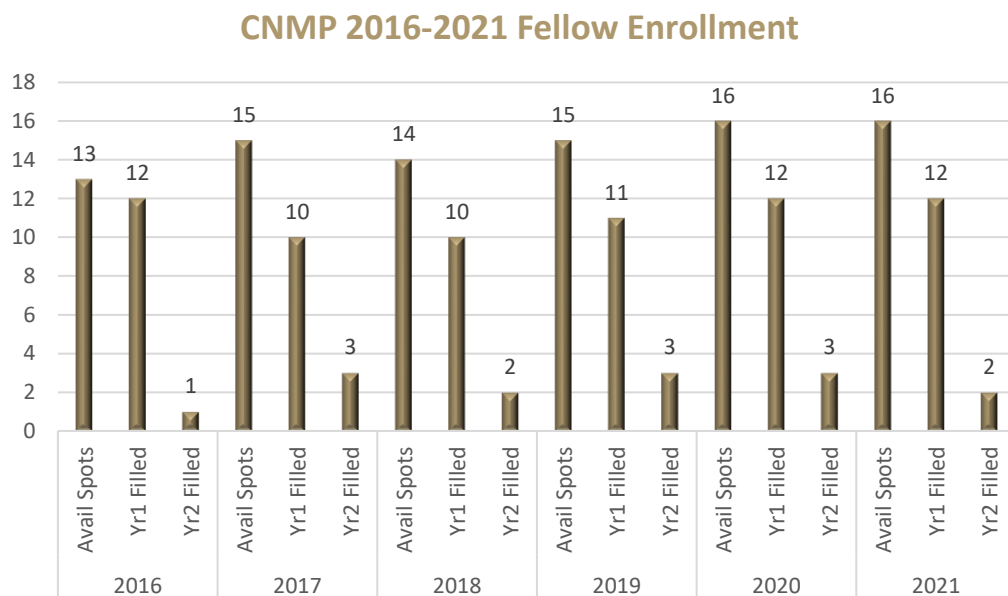
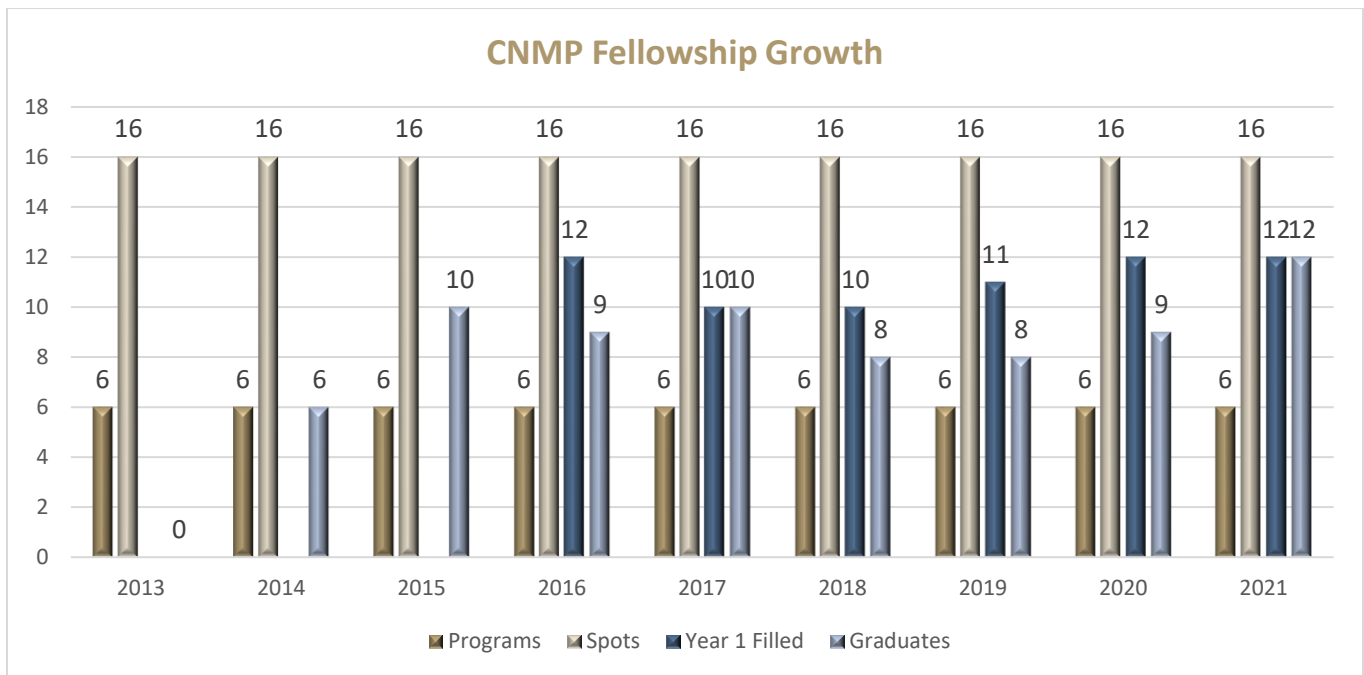
Enrollment

2016 Approved Spots: 13 | 2016 Filled: Year 1 (12); Year 2 (1)
 2017 Approved Spots: 14 | 2017 Filled: Year 1 (10); Year 2 (3)
 2018 Approved Spots: 14 | 2018 Filled: Year 1 (10); Year 2 (2)
 2019 Approved Spots: 16 | 2019 Filled: Year 1 (11); Year 2 (2)
 2020 Approved Spots: 16 | 2020 Filled: Year 1 (12); Year 2 (3)
 2021 Approved Spots: 16 | 2021 Filled: Year 1 (12); Year 2 (3)

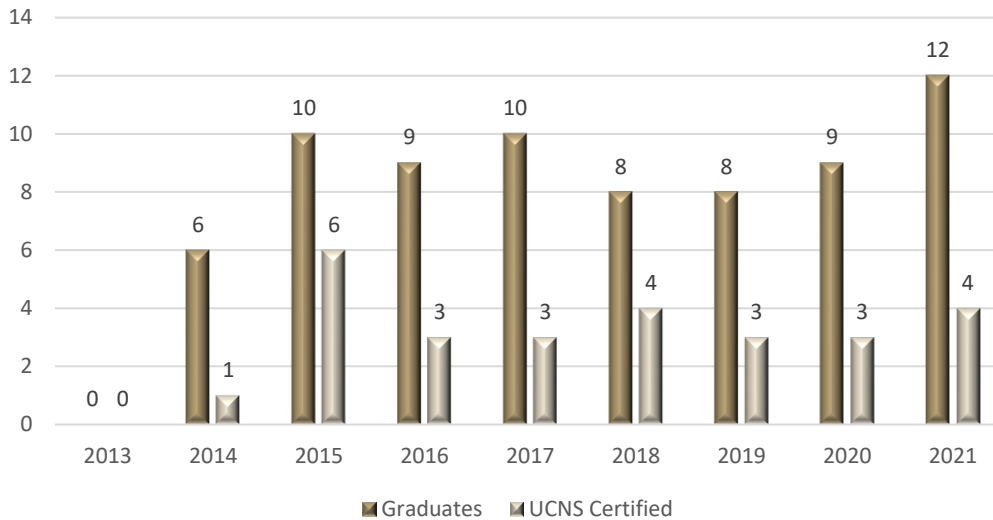
UCNS Accredited Programs by Subspecialty

Subspecialty	2016	2017	2018	2019	2020	2021	2022
Neurocritical Care	61	68	69	69	73	76	75
Headache Medicine	34	39	42	43	45	46	51
Behavioral Neurology & Neuropsychiatry	34	34	35	37	37	44	46
Neuro-oncology	27	31	34	35	36	37	36
Clinical Neuromuscular Pathology	6	6	6	6	6	6	6
Autonomic Disorders	5	5	5	4	5	5	6
Neuroimaging	5	5	5	4	4	4	4
Geriatric Neurology	3	5	5	4	4	4	4
Interventional Neurology	n/a	n/a	n/a	n/a	n/a	n/a	6
Neural Repair and Rehabilitation	2	2	n/a	n/a	n/a	n/a	n/a
TOTALS	177	195	201	202	210	222	234

The following charts demonstrate program information for 2021-2022 enrollment information for programs currently accredited as of June 1, 2022.



CNMP Graduate Certification



UCNS Certification

Applicants must be certified by an American Board of Medical Specialties (ABMS) certifying board, American Osteopathic Association (AOA), or the Royal College of Physicians and Surgeons of Canada (RCPSC) in:

- Neurology
- Child neurology
- Physical medicine and rehabilitation

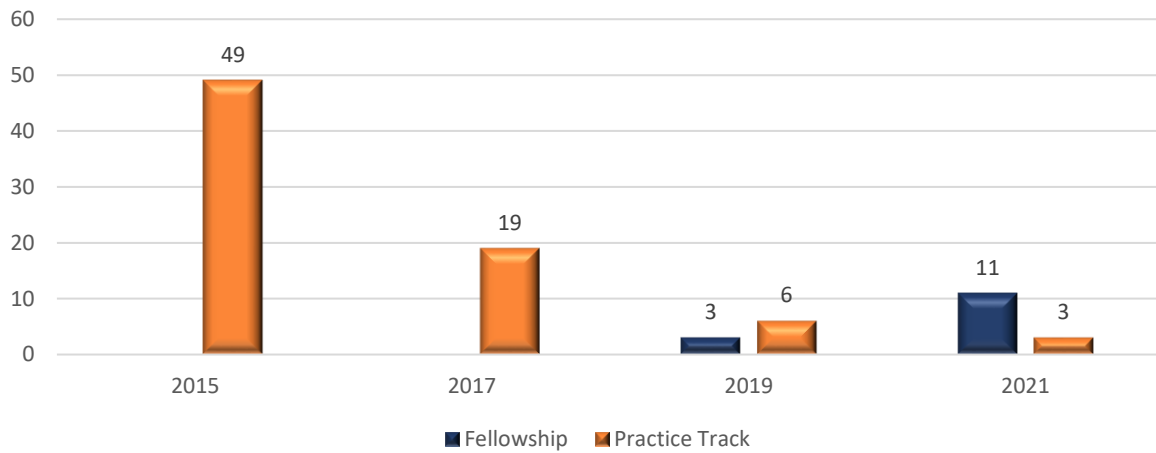
Diplomates

- 70 certified Clinical Neuromuscular Pathology diplomates
- Eligibility pathways:
 - UCNS-accredited Fellowship
 - Practice track
 - Academic Appointment at a UCNS-Accredited Fellowship
 - Internationally Trained Faculty at UCNS-Accredited Training Programs
- Next Clinical Neuromuscular Pathology Certification Examination: October 30 – November 3, 2023

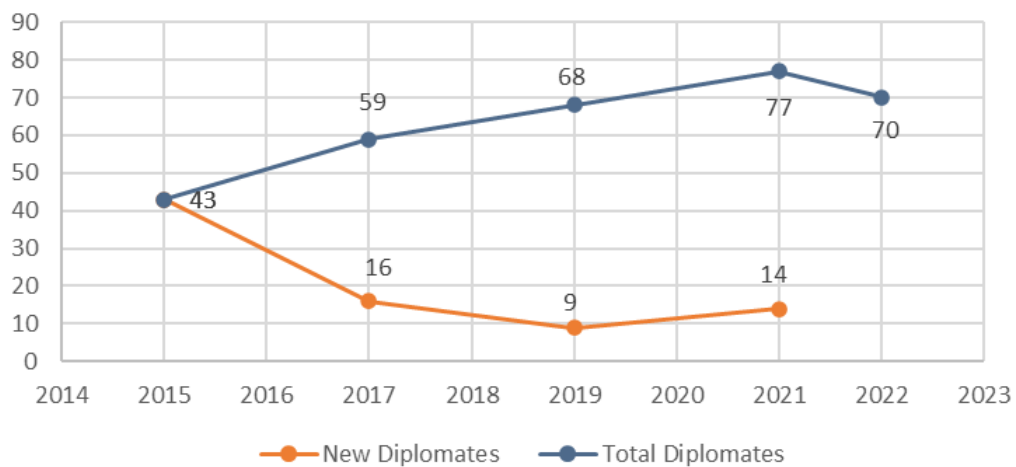
2022 Year-End Diplomat Counts by Subspecialty

Subspecialty	2016 Yr End Diplomates	2017 Yr End Diplomates	2018 Yr End Diplomates	2019 Yr End Diplomates	2020 Yr End Diplomates	2021 Yr End Diplomates	2022 Yr End Diplomates
Neurocritical Care	1,240	1,374	1,337	1,490	1,486	1,336	1,305
Headache Medicine	523	484	570	588	706	633	744
Behavioral Neurology & Neuropsychiatry	403	382	407	421	475	416	456
Neuro-oncology	207	240	236	285	284	301	294
Clinical Neuromuscular Pathology	43	59	59	68	69	77	70
Autonomic Disorders	38	37	48	48	56	53	61
Neuroimaging	180	206	187	218	216	163	158
Geriatric Neurology	18	18	18	18	11	0	0
Interventional Neurology	n/a	n/a	n/a	n/a	n/a	n/a	38
Neural Repair and Rehabilitation	23	23	23	23	22	22	8
TOTALS	2,675	2,823	2,885	3,159	3,325	3,001	3,134

Certification Examination Application Pathways Clinical Neuromuscular Pathology



Clinical Neuromuscular Pathology Certification Trends



Certification Examination Pass Rates

Subspecialty	Year	Fellow Pass Rate	Non-Fellow Pass Rate
Clinical Neuromuscular Pathology	2015	86%	94%
	2017	80%	100%
	2019	100%	100%
	2021	100%	100%

Continuous Certification (C-cert)

The annual **continuous certification (C-cert) process** provides diplomates with a relevant, effective, timely, and convenient way to meet the needs of lifelong learning and self-assessment. Diplomates must meet annual maintenance of certification (MOC) requirements for C-cert.

2022 C-cert Quiz Outcomes (As of 12/31/22)				
Subspecialty	Total Diplomates Passed Quiz	Average % Score on First Attempt	Average Quiz Completion Time on First Attempt (minutes)	Average CME Credit Hours Claimed
Autonomic Disorders	30	84.36	53.56	12.32
Behavioral Neurology & Neuropsychiatry	324	91.54	56.17	12.87
Clinical Neuromuscular Pathology	47	90.59	46.80	12.28
Headache Medicine	527	79.65	58.89	12.53
Neurocritical Care	1070	82.63	57.55	12.96
Neuroimaging	116	73.87	58.64	13.69
Neuro-oncology	236	95.56	42.15	10.43
Totals	2350	85.46%	53.39	12.44

2022 Year End Diplomat C-cert Status Summary							
Subspecialty	Diplomates Meeting 2022 Requirements	Diplomates Not Meeting 2022 Requirements	Diplomates Not Meeting 2021 & 2022 Requirements	Diplomates Retired or Deceased	New 2022 Diplomates	2022 Total Yr End Diplomates	% of Total Dips Retained
Autonomic Disorders	44	8	-1	0	9	61	98%
Behavioral Neurology & Neuropsychiatry	337	64	-15	-3	55	456	96%
Clinical Neuromuscular Pathology	59	11	-8	0	0	70	90%
Geriatric Neurology	n/a	n/a	n/a	n/a	n/a	0	n/a
Headache Medicine	539	73	-19	-6	132	744	96%
Interventional Neurology	0	0	0	0	38	38	n/a
Neurocritical Care	1083	222	-49	-5	0		96%
Neuroimaging	128	30	-9	-1	0	158	94%
Neuro-oncology	250	44	-8	-1	0	294	97%
Neural Repair & Rehabilitation	5	3	-13	-1	0	8	n/a
	2445	455	-122	-17	234	3134	95%

Subspecialty Sponsoring Organization

Subspecialty-specific sponsoring organizations are the source of nominations for all subspecialty volunteer representatives.

- American Academy of Neurology Clinical Neuromuscular Section

2022/2023 UCNS Board of Directors Representative

- Tahseen Mozaffar, MD, University of California - Irvine

2022/2023 Certification Examination Committee

- Mazen Mohammad Dimachkie, MD, Chair, University of Kansas Medical Center
- Michelle L. Mauermann, MD, Vice Chair, Mayo Clinic Rochester
- Anthony A. Amato, MD, Brigham and Women's Hospital
- Ahmed Mohamed Attia El-Dokla, MD, SUNY Upstate Medical University
- Rocio Carolina Garcia Santibanez, MD, Emory Healthcare
- Raghav Govindarajan, MD, St. Elizabeth Medical Group
- Mohamed Kazamel, MD, University of Alabama at Birmingham
- Shailani Mahajan, MD, Cedars-Sinai Medical Center
- Margherita Milone, MD, PhD, Mayo Clinic Rochester
- Aziz Shaibani, MD, Baylor College of Medicine



2022 Subspecialty Status Update Geriatric Neurology

Introduction

Since 2009, the United Council for Neurologic Subspecialties (UCNS) has certified physicians and accredited fellowship training programs for the subspecialty of Geriatric Neurology. An update on the status of Geriatric Neurology is provided below.

UCNS Accredited Fellowship Programs

Fellowships

Currently Accredited: 4 | Attrition: 3 (2015 x 2, 2019) | Inactive: 1
Program Construction: 1 year (2); 1 or 2 years (1); 2 or 3 years (1)
Departments: All programs located within neurology departments
Program Director Specialty: Neurology (4)

Fellows

Graduates: 3
UCNS Certified: 0 (a UCNS examination has not been offered since fellows have graduated)
Primary Specialty: Neurology (3)
Primary Board Certification: ABMS (3)

Enrollment

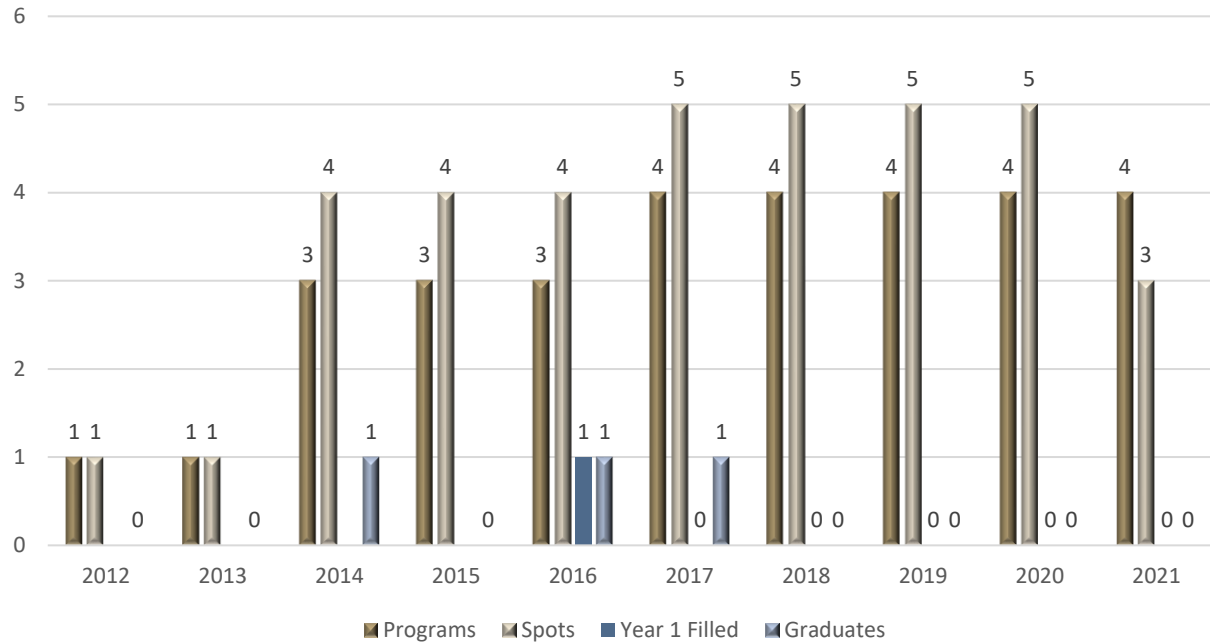
2016 Approved Spots: 4.5 | 2016 Filled: 1
2017 Approved Spots: 5.5 | 2017 Filled: 1
2018 Approved Spots: 5.5 | 2018 Filled: 0
2019 Approved Spots: 5.5 | 2019 Filled: 0
2020 Approved Spots: 5 | 2020 Filled: 0
2021 Approved Spots: 3 | 2021 Filled: 0

UCNS Accredited Programs by Subspecialty

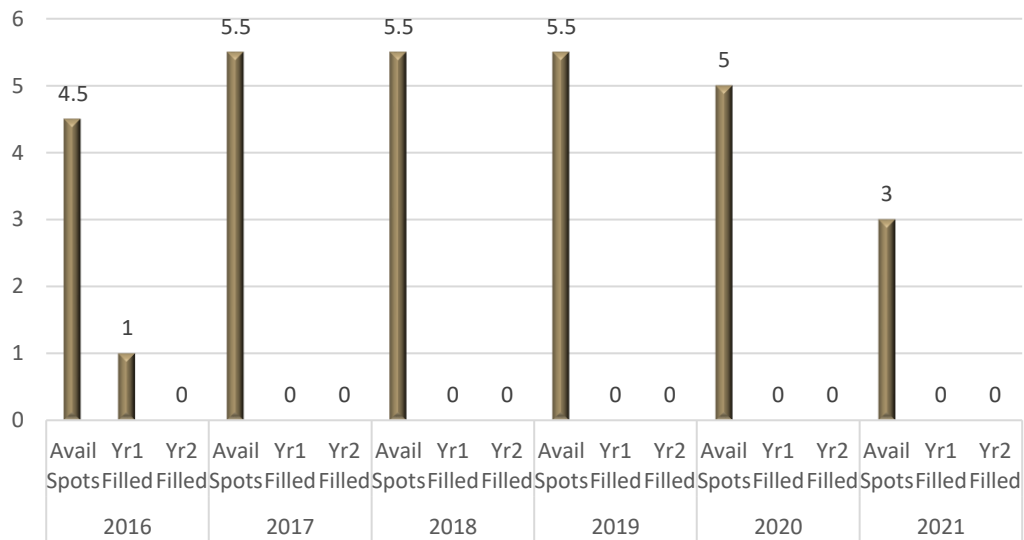
Subspecialty	2016	2017	2018	2019	2020	2021	2022
Neurocritical Care	61	68	69	69	73	76	75
Headache Medicine	34	39	42	43	45	46	51
Behavioral Neurology & Neuropsychiatry	34	34	35	37	37	44	46
Neuro-oncology	27	31	34	35	36	37	36
Clinical Neuromuscular Pathology	6	6	6	6	6	6	6
Autonomic Disorders	5	5	5	4	5	5	6
Neuroimaging	5	5	5	4	4	4	4
Geriatric Neurology	3	5	5	4	4	4	4
Interventional Neurology	n/a	n/a	n/a	n/a	n/a	n/a	6
Neural Repair and Rehabilitation	2	2	n/a	n/a	n/a	n/a	n/a
TOTALS	177	195	201	202	210	222	234

The following charts demonstrate program information for 2021-2022 enrollment information for programs currently accredited as of June 1, 2022.

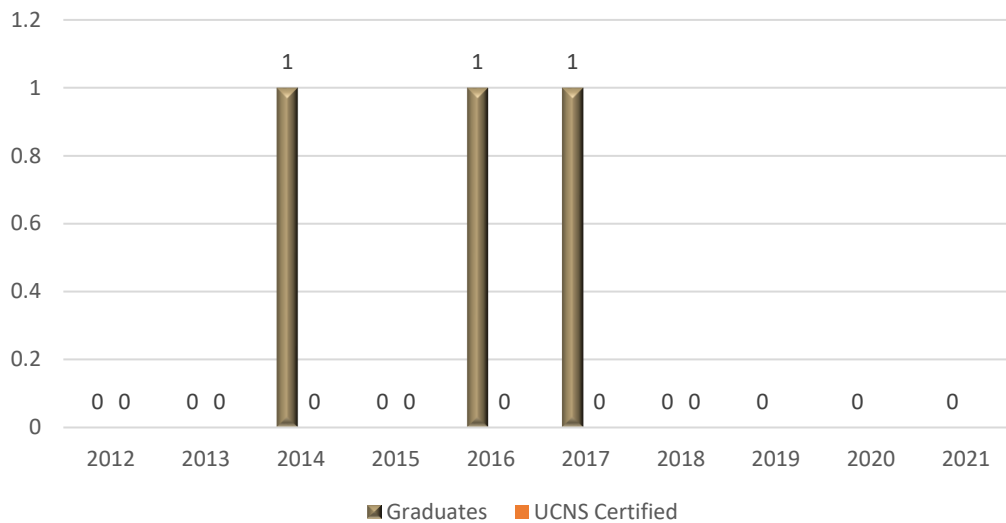
GN Fellowship Growth



GN 2016-2021 Fellow Enrollment



GN Graduate Certification



UCNS Certification

Diplomates

- Zero certified Geriatric Neurology diplomates
- Effective 2019, certification examinations for Geriatric Neurology were discontinued due to low application numbers on previous examinations
- All remaining time-limited certificates expired in 2021
- Subspecialty is eligible to reapply to reinstate certification if sustainable growth is demonstrated

2022 Year-End Diplomat Counts by Subspecialty

Subspecialty	2016 Yr End Diplomates	2017 Yr End Diplomates	2018 Yr End Diplomates	2019 Yr End Diplomates	2020 Yr End Diplomates	2021 Yr End Diplomates	2022 Yr End Diplomates
Neurocritical Care	1,240	1,374	1,337	1,490	1,486	1,336	1,305
Headache Medicine	523	484	570	588	706	633	744
Behavioral Neurology & Neuropsychiatry	403	382	407	421	475	416	456
Neuro-oncology	207	240	236	285	284	301	294
Clinical Neuromuscular Pathology	43	59	59	68	69	77	70
Autonomic Disorders	38	37	48	48	56	53	61
Neuroimaging	180	206	187	218	216	163	158
Geriatric Neurology	18	18	18	18	11	0	0
Interventional Neurology	n/a	n/a	n/a	n/a	n/a	n/a	38
Neural Repair and Rehabilitation	23	23	23	23	22	22	8
TOTALS	2,675	2,823	2,885	3,159	3,325	3,001	3,134

Subspecialty Sponsoring Organization

Subspecialty-specific sponsoring organizations are the source of nominations for all subspecialty representative volunteers.

- American Academy of Neurology Geriatric Neurology Section

2022/2023 UCNS Board of Directors Representative

- Amy Sanders, MD, MS, Hartford Healthcare Medical Group



2022 Subspecialty Update Headache Medicine

Introduction

Since 2006, the United Council for Neurologic Subspecialties (UCNS) has certified physicians and accredited fellowship training programs for the subspecialty of Headache Medicine (HM). Below is an update on the status of HM.

UCNS Accredited Fellowship Programs

Fellowships

Currently Accredited: 49 | Attrition: 7 (2009, 2013, 2017 x 2; 2019, 2020; 2022) | Inactive: 1

Program Construction: 1 year (45); 1 or 2 years (3); 1, 2, or 3 years (1)

Departments: Neuro (44); Peds/Neuro (2); Peds (3)

Program Director Specialty: Neurology (44); Child Neuro (3); Peds/Neuro (1); Peds (1)

Fellows

Graduates: 296 | UCNS Certified: 195 (47 applications received for 2022 examination)

Primary Specialty: Neuro (263); Family Med (8); IM (8); Child Neuro (8); Physiatry (3); Peds (2); Psych (2); Ophthalmology (1); Dentistry (1)

Primary Board Certification: ABMS (267); RCPSC (8); AOA (5)

Enrollment

2016 Approved Spots: 44.5 | 2016 Filled: Year 1 (22); Year 2 (0)

2017 Approved Spots: 61 | 2017 Filled: Year 1 (28); Year 2 (0)

2018 Approved Spots: 68 | 2018 Filled: Year 1 (27); Year 2 (0)

2019 Approved Spots: 68 | 2019 Filled: Year 1 (33); Year 2 (1)

2020 Approved Spots: 73 | 2020 Filled: Year 1 (46); Year 2 (3)

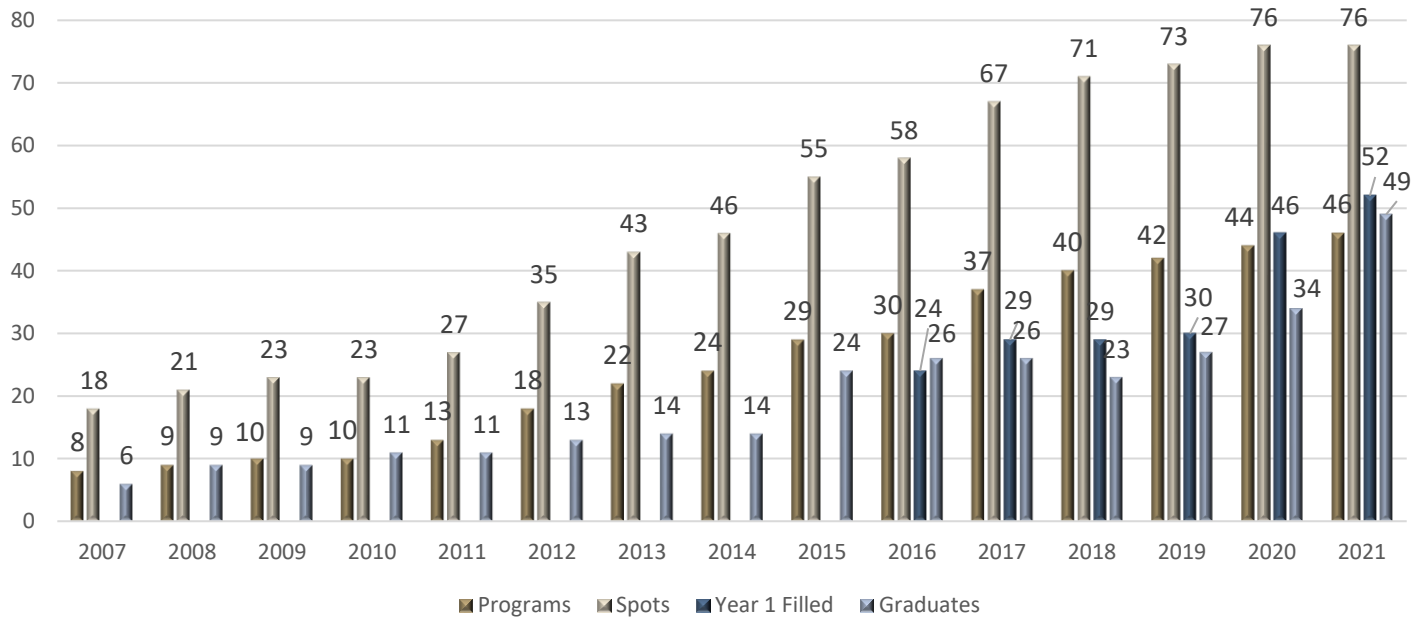
2021 Approved Spots: 71 | 2021 Filled: Year 1 (52); Year 2 (2)

UCNS Accredited Programs by Subspecialty

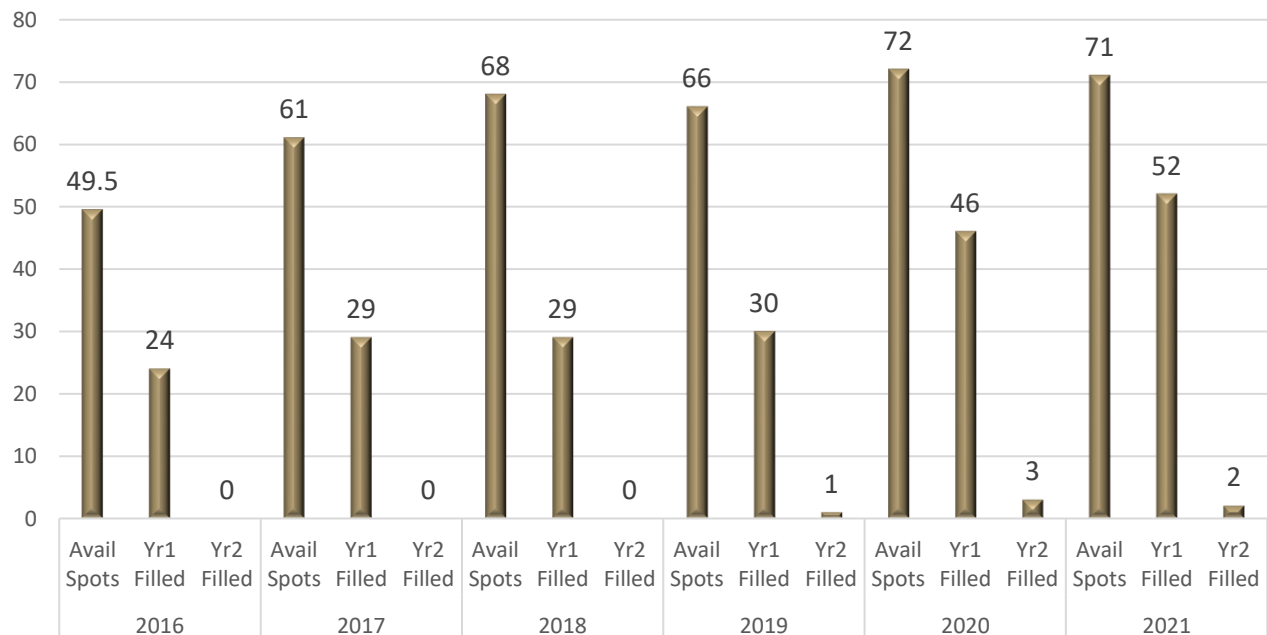
Subspecialty	2016	2017	2018	2019	2020	2021	2022
Neurocritical Care	61	68	69	69	73	76	75
Headache Medicine	34	39	42	43	45	46	51
Behavioral Neurology & Neuropsychiatry	34	34	35	37	37	44	46
Neuro-oncology	27	31	34	35	36	37	36
Clinical Neuromuscular Pathology	6	6	6	6	6	6	6
Autonomic Disorders	5	5	5	4	5	5	6
Neuroimaging	5	5	5	4	4	4	4
Geriatric Neurology	3	5	5	4	4	4	4
Interventional Neurology	n/a	n/a	n/a	n/a	n/a	n/a	6
Neural Repair and Rehabilitation	2	2	n/a	n/a	n/a	n/a	n/a
TOTALS	177	195	201	202	210	222	234

The following charts demonstrate program information for 2021-2022 enrollment information for programs currently accredited as of June 1, 2022.

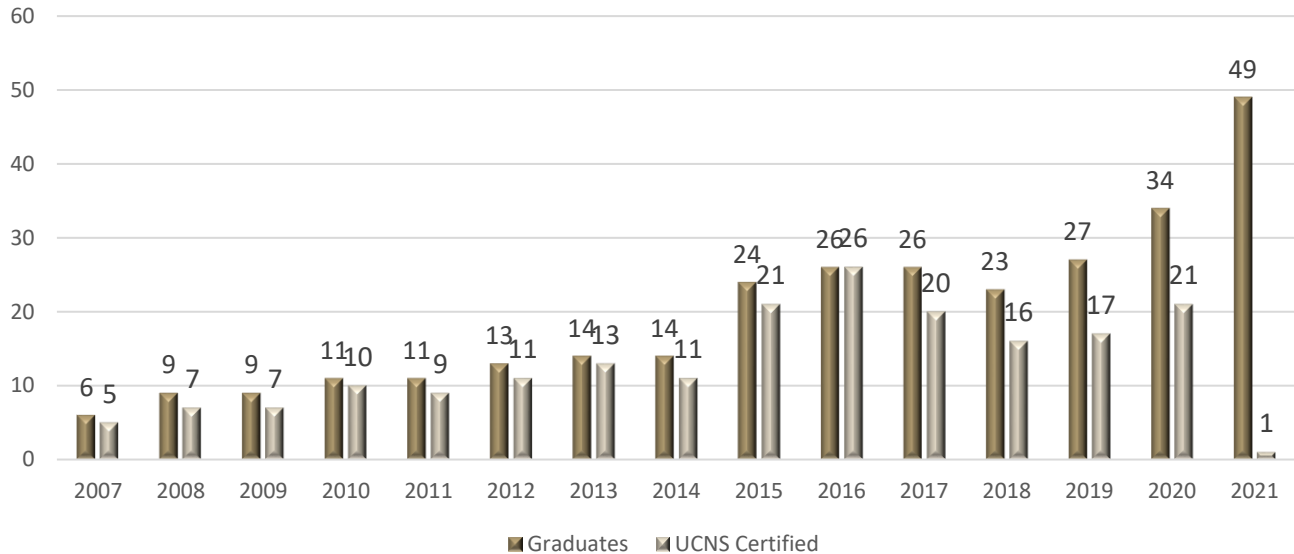
HM Fellowship Growth



HM 2016-2021 Fellow Enrollment



HM Graduate Certification



UCNS Certification

Applicants must be certified by an American Board of Medical Specialties (ABMS) certifying board, American Osteopathic Association (AOA), or the Royal College of Physicians and Surgeons (RCPSC).

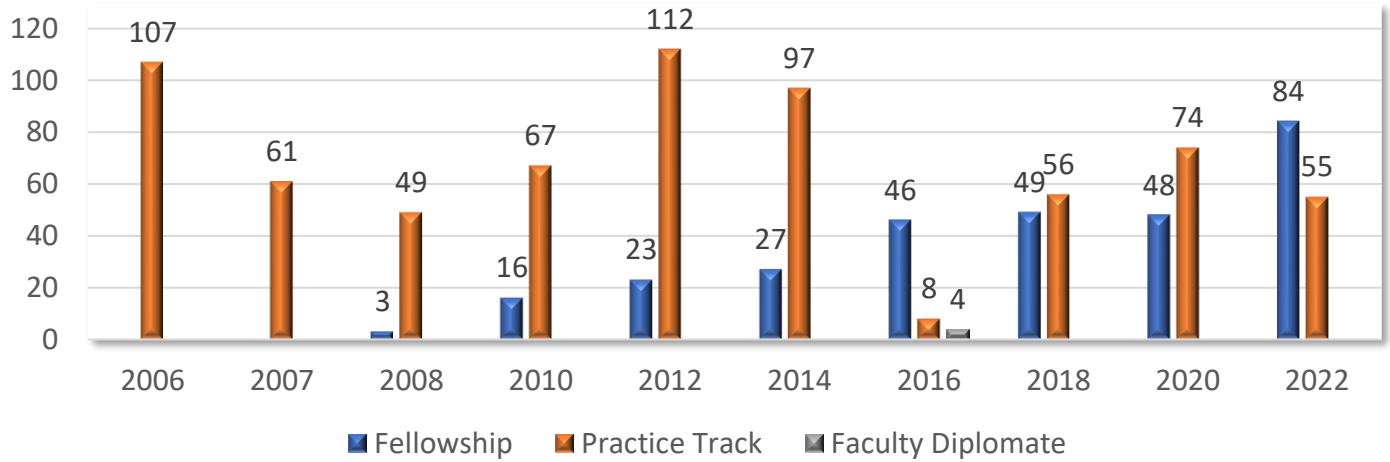
Diplomates

- 744 certified HM diplomates
- Eligibility pathways:
 - UCNS-accredited Fellowship
 - Practice track
 - Academic Appointment at a UCNS-Accredited Fellowship
 - Internationally Trained Faculty at UCNS-Accredited Training Programs
- Next Headache Medicine Certification Examination: October 15 - 19, 2024

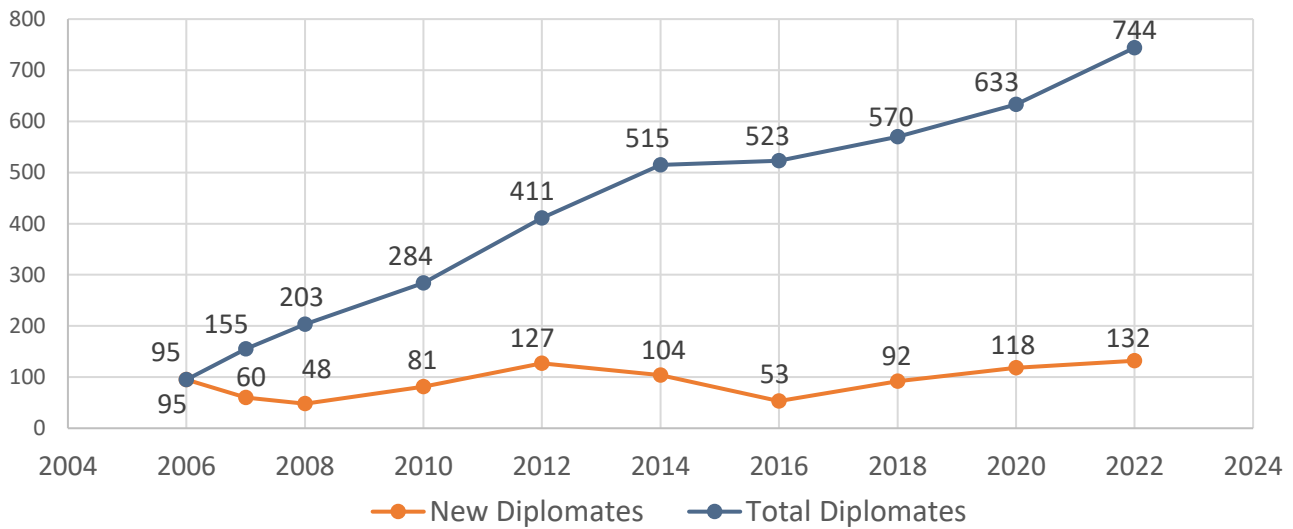
2022 Year-End Diplomat Counts by Subspecialty

Subspecialty	2016 Yr End Diplomates	2017 Yr End Diplomates	2018 Yr End Diplomates	2019 Yr End Diplomates	2020 Yr End Diplomates	2021 Yr End Diplomates	2022 Yr End Diplomates
Neurocritical Care	1,240	1,374	1,337	1,490	1,486	1,336	1,305
Headache Medicine	523	484	570	588	706	633	744
Behavioral Neurology & Neuropsychiatry	403	382	407	421	475	416	456
Neuro-oncology	207	240	236	285	284	301	294
Clinical Neuromuscular Pathology	43	59	59	68	69	77	70
Autonomic Disorders	38	37	48	48	56	53	61
Neuroimaging	180	206	187	218	216	163	158
Geriatric Neurology	18	18	18	18	11	0	0
Interventional Neurology	n/a	n/a	n/a	n/a	n/a	n/a	38
Neural Repair and Rehabilitation	23	23	23	23	22	22	8
TOTALS	2,675	2,823	2,885	3,159	3,325	3,001	3,134

Headache Medicine Certification Application Pathway Breakdown



Headache Medicine Certification Trends



Certification Examination Pass Rates

Subspecialty	Year	Fellow Pass Rate	Non-Fellow Pass Rate
Headache Medicine	2014	100%	83%
	2016	96%	82%
	2018	96%	83%
	2020	98%	96%
	2022	100%	96%

Continuous Certification (C-cert)

The annual **continuous certification (C-cert) process** provides diplomates with a relevant, effective, timely, and convenient way to meet the needs of lifelong learning and self-assessment. Diplomates must meet annual maintenance of certification (MOC) requirements for C-cert.

2022 C-cert Quiz Outcomes (As of 12/31/22)				
Subspecialty	Total Diplomates Passed Quiz	Average % Score on First Attempt	Average Quiz Completion Time on First Attempt (minutes)	Average CME Credit Hours Claimed
Autonomic Disorders	30	84.36	53.56	12.32
Behavioral Neurology & Neuropsychiatry	324	91.54	56.17	12.87
Clinical Neuromuscular Pathology	47	90.59	46.80	12.28
Headache Medicine	527	79.65	58.89	12.53
Neurocritical Care	1070	82.63	57.55	12.96
Neuroimaging	116	73.87	58.64	13.69
Neuro-oncology	236	95.56	42.15	10.43
Totals	2350	85.46%	53.39	12.44

2022 Year End Diplomate C-cert Status Summary							
Subspecialty	Diplomates Meeting 2022 Requirements	Diplomates Not Meeting 2022 Requirements	Diplomates Not Meeting 2021 & 2022 Requirements	Diplomates Retired or Deceased	New 2022 Diplomates	2022 Total Yr End Diplomates	% of Total Dips Retained
Autonomic Disorders	44	8	-1	0	9	61	98%
Behavioral Neurology & Neuropsychiatry	337	64	-15	-3	55	456	96%
Clinical Neuromuscular Pathology	59	11	-8	0	0	70	90%
Geriatric Neurology	n/a	n/a	n/a	n/a	n/a	0	n/a
Headache Medicine	539	73	-19	-6	132	744	96%
Interventional Neurology	0	0	0	0	38	38	n/a
Neurocritical Care	1083	222	-49	-5	0		96%
Neuroimaging	128	30	-9	-1	0	158	94%
Neuro-oncology	250	44	-8	-1	0	294	97%
Neural Repair & Rehabilitation	5	3	-13	-1	0	8	n/a
	2445	455	-122	-17	234	3134	95%

Subspecialty Sponsoring Organizations

Subspecialty-specific sponsoring organizations are the source of nominations for all subspecialty volunteer representatives.

- American Academy of Neurology Headache & Facial Pain Section
- American Headache Society

2022/2023 UCNS Board of Directors Representative

- Siddharth Kapoor, MD, MBA, University of Kentucky College of Medicine

2022/2023 Certification Examination Committee

- Jerry Swanson, MD, Chair, Mayo Clinic Rochester
- Robert Kaniecki, MD, Vice Chair, The Headache Center
- Hossein Ansari, MD, Kaizen Brain Center
- Thomas Berk, MD, NYU Langone Health
- Debra G. Davis, MD, LSU Health
- P. Christopher H. Gottschalk, MD, Yale Neurology Group
- Stephanie J. Nahas, MD, Thomas Jefferson University
- Christopher B. Oakley, MD, Johns Hopkins University
- Nina Riggins, MD, University of California San Diego



2022 Subspecialty Status Update Interventional Neurology

Introduction

Since 2022, the United Council for Neurologic Subspecialties (UCNS) has certified physicians and accredited fellowship training programs for the subspecialty of Interventional Neurology (IN). Below is an update on the status of the subspecialty.

UCNS Accredited Fellowship Programs

Fellowships

Currently Accredited: 6 | Attrition: 0
Program Construction: 2 years (6)
Departments: Neurology (6)
Program Director Specialty: Neurology (6)

Fellows

Graduates: Pending 2022-2023 Annual Report
Primary Specialty: Pending 2022-2023 Annual Report

Enrollment

2021 Approved Spots: Pending 2022-2023 Annual Report

UCNS Accredited Programs by Subspecialty

Subspecialty	2016	2017	2018	2019	2020	2021	2022
Neurocritical Care	61	68	69	69	73	76	75
Headache Medicine	34	39	42	43	45	46	51
Behavioral Neurology & Neuropsychiatry	34	34	35	37	37	44	46
Neuro-oncology	27	31	34	35	36	37	36
Clinical Neuromuscular Pathology	6	6	6	6	6	6	6
Autonomic Disorders	5	5	5	4	5	5	6
Neuroimaging	5	5	5	4	4	4	4
Geriatric Neurology	3	5	5	4	4	4	4
Interventional Neurology	n/a	n/a	n/a	n/a	n/a	n/a	6
Neural Repair and Rehabilitation	2	2	n/a	n/a	n/a	n/a	n/a
TOTALS	177	195	201	202	210	222	234

UCNS Certification

Applicants must be certified by an American Board of Medical Specialties (ABMS) certifying board, American Osteopathic Association (AOA), or the Royal College of Physicians and Surgeons (RCPSC) in:

- Neurology
- Neurological Surgery
- Radiology

Diplomates

- 38 certified Interventional Neurology Disorders diplomates
- Certification eligibility pathways:
 - UCNS-accredited Fellowship
 - Practice track
 - Academic Appointment at a UCNS-Accredited Fellowship
 - Internationally Trained Faculty at UCNS-Accredited Training Programs
- 2022 was the inaugural year of UCNS certification for Interventional Neurology
- Next **Interventional Neurology Certification Examination**: September 17-21, 2024

2022 Year-End Diplomate Counts by Subspecialty

Subspecialty	2016 Yr End Diplomates	2017 Yr End Diplomates	2018 Yr End Diplomates	2019 Yr End Diplomates	2020 Yr End Diplomates	2021 Yr End Diplomates	2022 Yr End Diplomates
Neurocritical Care	1,240	1,374	1,337	1,490	1,486	1,336	1,305
Headache Medicine	523	484	570	588	706	633	744
Behavioral Neurology & Neuropsychiatry	403	382	407	421	475	416	456
Neuro-oncology	207	240	236	285	284	301	294
Clinical Neuromuscular Pathology	43	59	59	68	69	77	70
Autonomic Disorders	38	37	48	48	56	53	61
Neuroimaging	180	206	187	218	216	163	158
Geriatric Neurology	18	18	18	18	11	0	0
Interventional Neurology	n/a	n/a	n/a	n/a	n/a	n/a	38
Neural Repair and Rehabilitation	23	23	23	23	22	22	8
TOTALS	2,675	2,823	2,885	3,159	3,325	3,001	3,134

Certification Examination Pass Rates

Subspecialty	Year	Fellow Pass Rate	Non-Fellow Pass Rate
Interventional Neurology	2022	n/a	100%

Note: Inaugural examination in 2022. Practice track candidates only.

Continuous Certification (C-cert)

The annual **continuous certification (C-cert) process** provides diplomates with a relevant, effective, timely, and convenient way to meet the needs of lifelong learning and self-assessment. Diplomates must meet annual maintenance of certification (MOC) requirements for C-cert beginning the year after passing their initial certification examination.

Subspecialty Sponsoring Organizations

Subspecialty-specific sponsoring organizations are the source of nominations for all subspecialty representative volunteers.

- International Society of Interventional Neurology
- American Neurological Association

2022/2023 UCNS Board of Directors Representative

- Gustavo Rodriguez, MD

2022/2023 Certification Examination Committee

- Camilo R. Gomez, MD, MBA, Chair, University of Missouri Medical Center
- Alberto Maud, MD, Vice Chair, Texas Tech University Health Sciences Center El Paso
- Norman Ajiboye, MD, Memorial Healthcare System
- Steve M. Cordina, MD, University of South Alabama
- Elie Elliot Dancour, MD, Vassar Brothers Medical Center-Nuvance Health
- Ashutosh P. Jadhav, MD, PhD, Barrow Brain and Spine
- Nazli (Sophia) Janjua, MD, Pomona Valley Hospital Medical Center
- Rakesh Khatri, MD, Lutheran Hospital
- Sunil A. Sheth, MD, UT Health McGovern Medical School



2022 Subspecialty Status Update

Neurocritical Care

Introduction

Since 2007, the United Council for Neurologic Subspecialties (UCNS) has certified physicians and accredited fellowship training programs for the subspecialty of Neurocritical Care (NCC). An update on the status of NCC is provided below.

UCNS Accredited Fellowship Programs

Fellowships

Currently Accredited: 75 | Attrition: 2 (2019; 2022)
 Program Construction: 2 years (26); 1 or 2 years (48); 1, 2, or 3 (1);
 post-graduate critical care medicine training (14); post-graduate neurosurgery (3); both (32)
 Departments: Neuro (54); NS (14); CCM (3); Anesth (1); IM (3)
 Program Director Specialty: Neuro (62); Neuro/IM (5); IM (4); Emer Med (2); NS (1); Anesth (1)

Fellows

Graduates: 841 | UCNS Certified: 522
 Primary Specialty: Neuro (646); IM (94); EM (38); Anesth (22); NS (22); IM/Neuro (11); Radiology (2);
 Family Med (1); Anesth/IM (1); IM/CCM (1); Peds/Neuro (1); Pulm (1); Vas Sur (1)
 Primary Board Certification: ABMS (788); AOA (2); RCPSC (1)

Enrollment

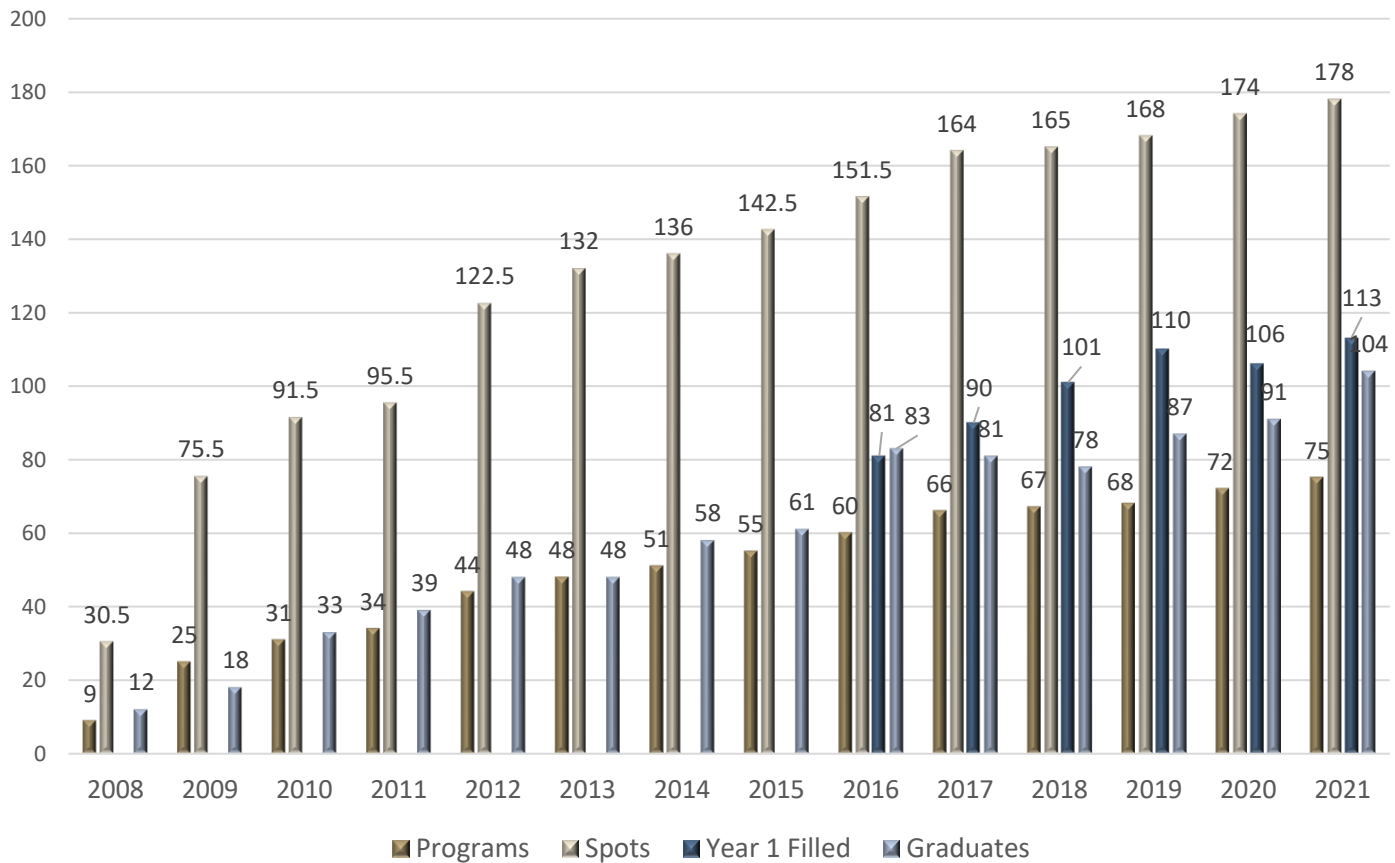
2016 Approved Spots: 121 | 2016 Filled: Year 1 (80); Year 2 (77)
 2017 Approved Spots: 152.5 | 2017 Filled: Year 1 (90); Year 2 (72)
 2018 Approved Spots: 155.5 | 2018 Filled: Year 1 (105); Year 2 (77)
 2019 Approved Spots: 161.5 | 2019 Filled: Year 1 (112); Year 2 (87)
 2020 Approved Spots: 174 | 2020 Filled: Year 1 (106); Year 2 (97)
 2021 Approved Spots: 174.5 | 2021 Filled: Year 1 (113); Year 2 (97)

UCNS Accredited Programs by Subspecialty

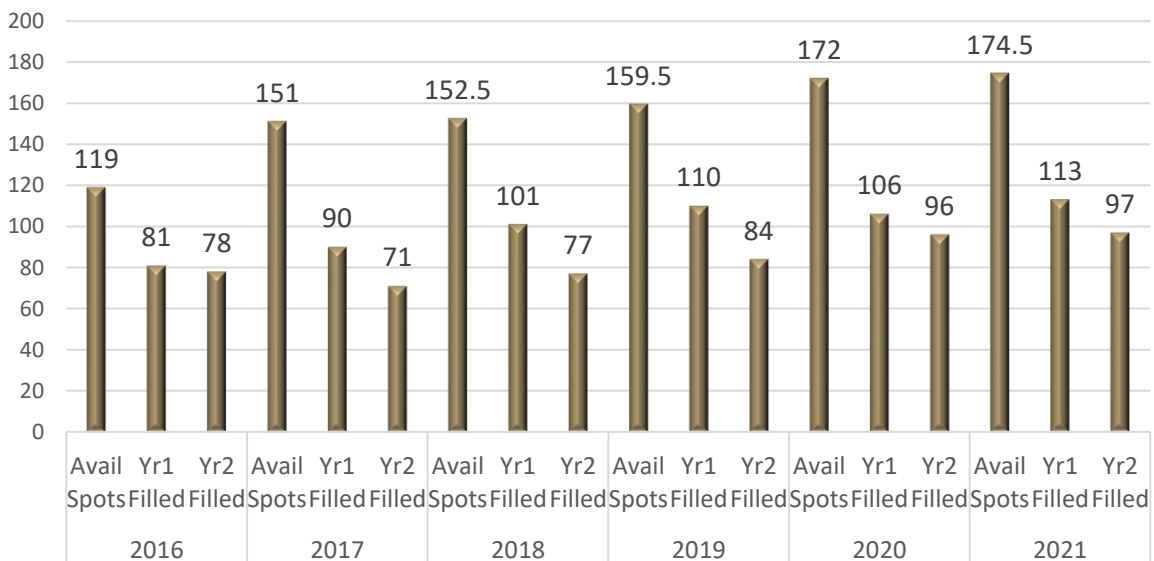
Subspecialty	2016	2017	2018	2019	2020	2021	2022
Neurocritical Care	61	68	69	69	73	76	75
Headache Medicine	34	39	42	43	45	46	51
Behavioral Neurology & Neuropsychiatry	34	34	35	37	37	44	46
Neuro-oncology	27	31	34	35	36	37	36
Clinical Neuromuscular Pathology	6	6	6	6	6	6	6
Autonomic Disorders	5	5	5	4	5	5	6
Neuroimaging	5	5	5	4	4	4	4
Geriatric Neurology	3	5	5	4	4	4	4
Interventional Neurology	n/a	n/a	n/a	n/a	n/a	n/a	6
Neural Repair and Rehabilitation	2	2	n/a	n/a	n/a	n/a	n/a
TOTALS	177	195	201	202	210	222	234

The following charts demonstrate program information for 2021-2022 enrollment information for programs currently accredited as of June 1, 2022.

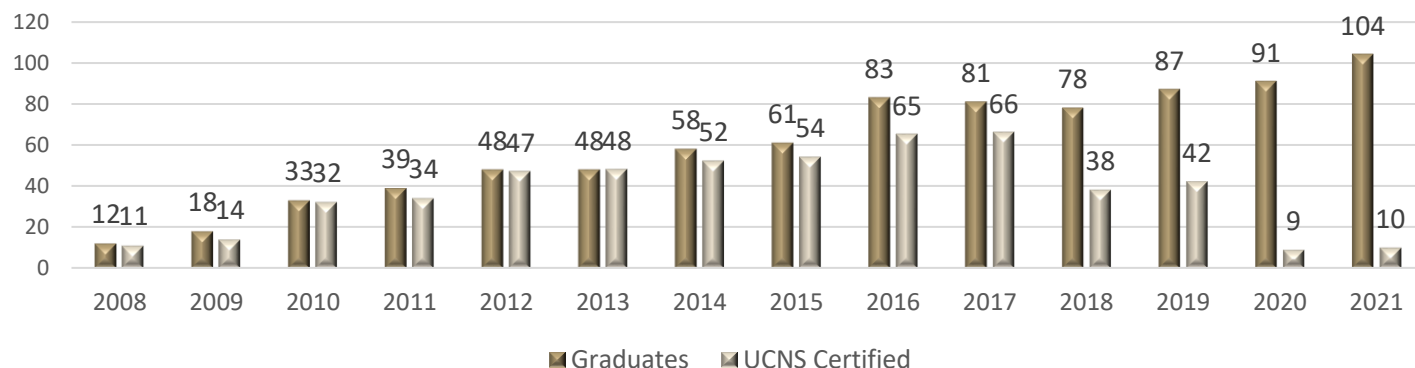
NCC Fellowship Growth



NCC 2016-2021 Fellow Enrollment



NCC Graduate Certification



UCNS Certification

Applicants must be certified by an American Board of Medical Specialties (ABMS) certifying board, American Osteopathic Association (AOA), or the Royal College of Physicians and Surgeons (RCPSC) in:

- Neurology
- Neurological surgery
- Internal medicine
- Anesthesiology
- Surgery
- Emergency medicine
- Pediatrics

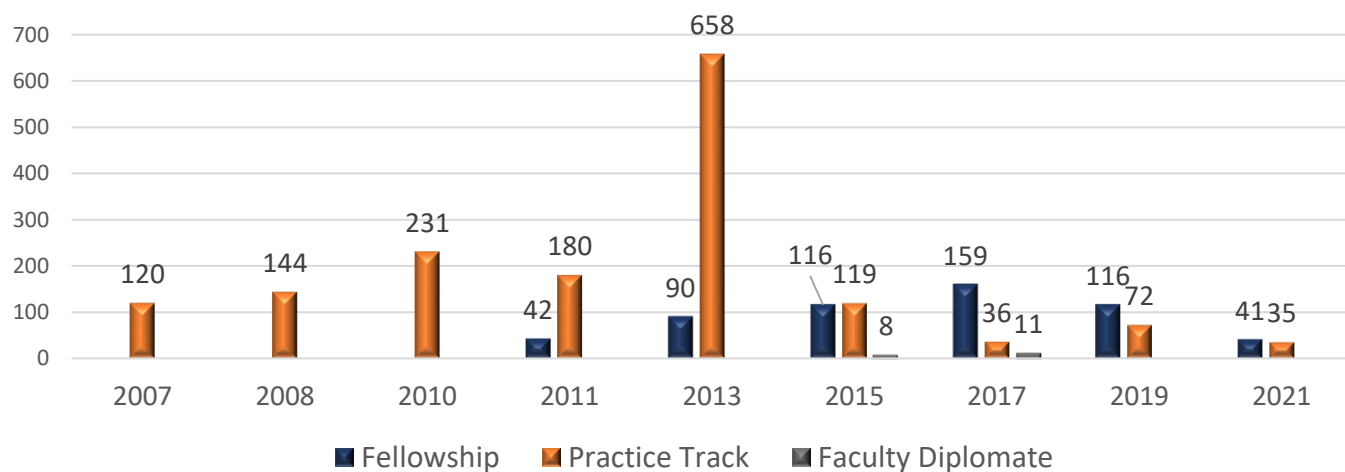
Diplomates

- **1,305 Neurocritical Care diplomates**
- Eligibility pathways:
 - UCNS-accredited Fellowship
 - Practice track
 - Academic Appointment at a UCNS-Accredited Fellowship
 - Internationally Trained Faculty at UCNS-Accredited Training Programs
- Next **UCNS Neurocritical Care Certification Examination**: November 13 – 17, 2023

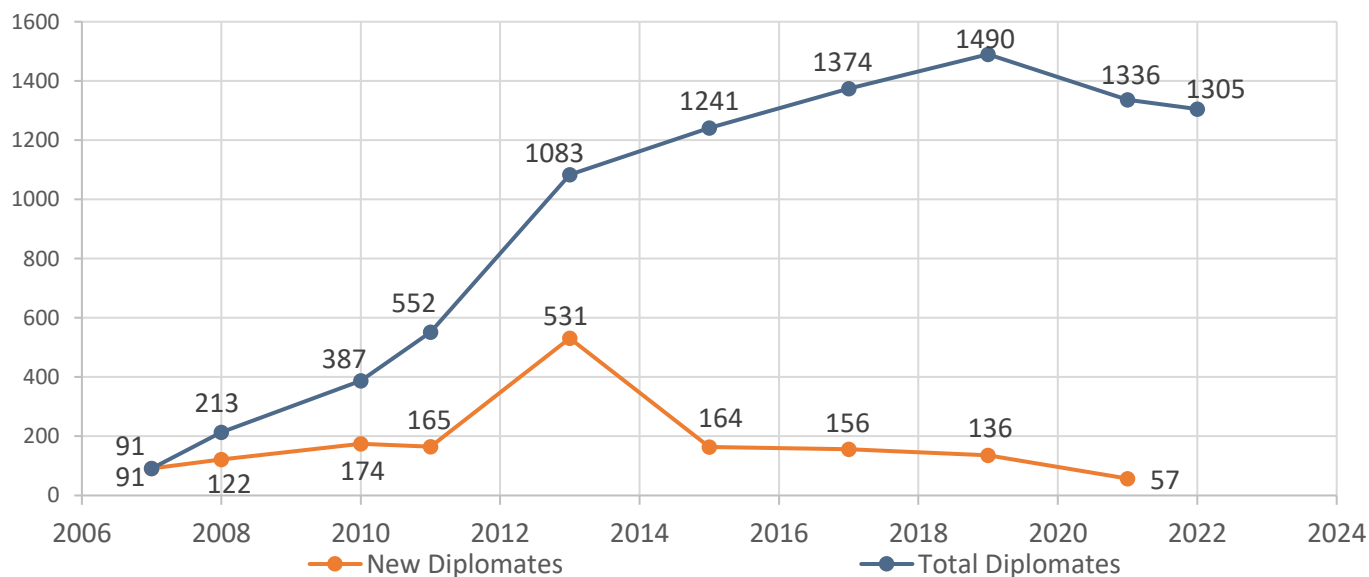
2022 Year-End Diplomat Counts by Subspecialty

Subspecialty	2016 Yr End Diplomates	2017 Yr End Diplomates	2018 Yr End Diplomates	2019 Yr End Diplomates	2020 Yr End Diplomates	2021 Yr End Diplomates	2022 Yr End Diplomates
Neurocritical Care	1,240	1,374	1,337	1,490	1,486	1,336	1,305
Headache Medicine	523	484	570	588	706	633	744
Behavioral Neurology & Neuropsychiatry	403	382	407	421	475	416	456
Neuro-oncology	207	240	236	285	284	301	294
Clinical Neuromuscular Pathology	43	59	59	68	69	77	70
Autonomic Disorders	38	37	48	48	56	53	61
Neuroimaging	180	206	187	218	216	163	158
Geriatric Neurology	18	18	18	18	11	0	0
Interventional Neurology	n/a	n/a	n/a	n/a	n/a	n/a	38
Neural Repair and Rehabilitation	23	23	23	23	22	22	8
TOTALS	2,675	2,823	2,885	3,159	3,325	3,001	3,134

Neurocritical Care Certification Certification Application Pathway Breakdown



Neurocritical Care Certification Trends



Certification Examination Pass Rates

Subspecialty	Year	Fellow Pass Rate	Non-Fellow Pass Rate
Neurocritical Care	2013	94%	73%
	2015	96%	47%
	2017	86%	51%
	2019	83%	70%
	2021	88%	76%

Continuous Certification (C-cert)

The annual **continuous certification (C-cert) process** provides diplomates with a relevant, effective, timely, and convenient way to meet the needs of lifelong learning and self-assessment. Diplomates must meet annual maintenance of certification (MOC) requirements for C-cert.

2022 C-cert Quiz Outcomes (As of 12/31/22)				
Subspecialty	Total Diplomates Passed Quiz	Average % Score on First Attempt	Average Quiz Completion Time on First Attempt (minutes)	Average CME Credit Hours Claimed
Autonomic Disorders	30	84.36	53.56	12.32
Behavioral Neurology & Neuropsychiatry	324	91.54	56.17	12.87
Clinical Neuromuscular Pathology	47	90.59	46.80	12.28
Headache Medicine	527	79.65	58.89	12.53
Neurocritical Care	1070	82.63	57.55	12.96
Neuroimaging	116	73.87	58.64	13.69
Neuro-oncology	236	95.56	42.15	10.43
Totals	2350	85.46%	53.39	12.44

2022 Year End Diplomat C-cert Status Summary							
Subspecialty	Diplomates Meeting 2022 Requirements	Diplomates Not Meeting 2022 Requirements	Diplomates Not Meeting 2021 & 2022 Requirements	Diplomates Retired or Deceased	New 2022 Diplomates	2022 Total Yr End Diplomates	% of Total Dips Retained
Autonomic Disorders	44	8	-1	0	9	61	98%
Behavioral Neurology & Neuropsychiatry	337	64	-15	-3	55	456	96%
Clinical Neuromuscular Pathology	59	11	-8	0	0	70	90%
Geriatric Neurology	n/a	n/a	n/a	n/a	n/a	0	n/a
Headache Medicine	539	73	-19	-6	132	744	96%
Interventional Neurology	0	0	0	0	38	38	n/a
Neurocritical Care	1083	222	-49	-5	0	1305	96%
Neuroimaging	128	30	-9	-1	0	158	94%
Neuro-oncology	250	44	-8	-1	0	294	97%
Neural Repair & Rehabilitation	5	3	-13	-1	0	8	n/a
	2445	455	-122	-17	234	3134	95%

Subspecialty Sponsoring Organizations

Subspecialty-specific sponsoring organizations are the source of nominations for all subspecialty volunteer representatives.

- American Academy of Neurology Critical Care & Emergency Neurology Section
- Neurocritical Care Society

2022/2023 UCNS Board of Directors Representative

- Angela Hays Shapshak, MD, University of Alabama Birmingham

2022/2023 Certification Examination Committee

- Marin Darsie, MD, Chair, University of Wisconsin
- Bradley Dengler, MD, Vice Chair, Walter Reed National Military Medical Center
- Marc-Alain Babi, MD, University of Florida
- Wan Tsu Wendy Chang, MD, University of Maryland School of Medicine
- Sayona John, MD, Rush University Medical Center
- Lauren Koffman, DO, Lewis Katz School of Medicine at Temple University
- Sarah D. Nelson, MD, MPH, Icahn School of Medicine at Mount Sinai
- Ivan Rocha Ferreira da Silva, MD, Rush University Medical Center
- Michael J. Schneck, MD, Loyola University Medical Center
- Chethan P. Venkatasubba Rao, MD, Baylor College of Medicine



2022 Subspecialty Status Update

Neuroimaging

Introduction

Since 2008, the United Council for Neurologic Subspecialties (UCNS) has certified physicians and accredited fellowship training programs for the subspecialty of Neuroimaging (NI). Below is an update on the status of NI.

UCNS Accredited Fellowship Programs

Fellowships (Through June 2020)

Currently Accredited: 4 | Attrition: 2 (2013; 2019)
 Program Construction: All four programs are one year in duration
 Departments: All four programs located within neurology departments
 Program Director Specialty: All four program directors are neurologists

Fellows (Through December 2019)

Graduates: 39 | UCNS Certified: 27 (2 applications received for 2022 examination)
 Primary Specialty: Neurology (38); Unknown (1)
 Primary Board Certification: ABMS (36); Unknown (1)

Enrollment

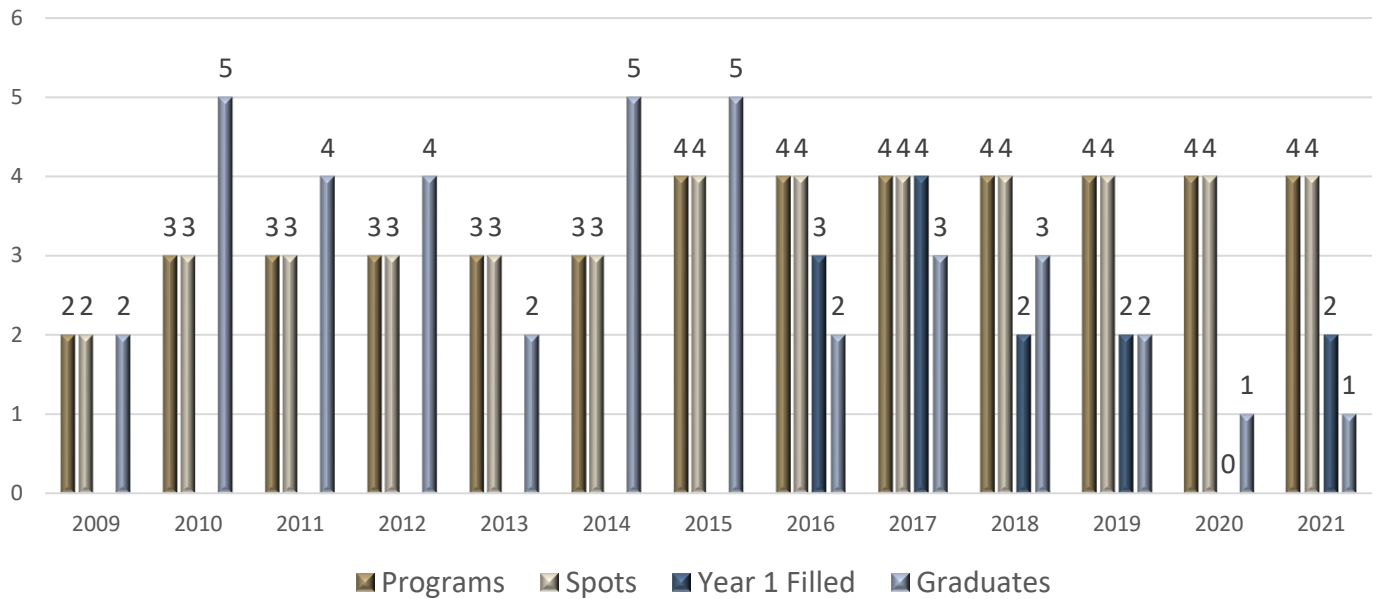
2016 Approved Spots: 7 | 2016 Filled: 4
 2017 Approved Spots: 7 | 2017 Filled: 4
 2018 Approved Spots: 7 | 2018 Filled: 2
 2019 Approved Spots: 7 | 2019 Filled: 2
 2020 Approved Spots: 7 | 2020 Filled: Year 1 (0); Year 2 (1)
 2021 Approved Spots: 7 | 2021 Filled: Year 1 (2)

UCNS Accredited Programs by Subspecialty

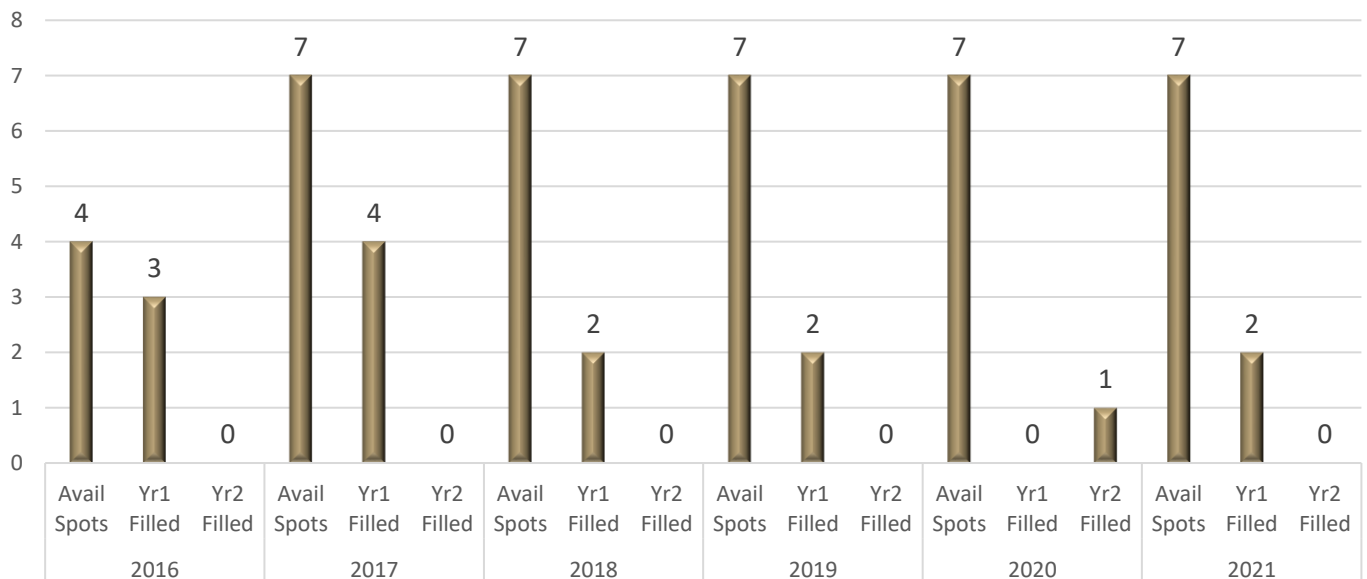
Subspecialty	2016	2017	2018	2019	2020	2021	2022
Neurocritical Care	61	68	69	69	73	76	75
Headache Medicine	34	39	42	43	45	46	51
Behavioral Neurology & Neuropsychiatry	34	34	35	37	37	44	46
Neuro-oncology	27	31	34	35	36	37	36
Clinical Neuromuscular Pathology	6	6	6	6	6	6	6
Autonomic Disorders	5	5	5	4	5	5	6
Neuroimaging	5	5	5	4	4	4	4
Geriatric Neurology	3	5	5	4	4	4	4
Interventional Neurology	n/a	n/a	n/a	n/a	n/a	n/a	6
Neural Repair and Rehabilitation	2	2	n/a	n/a	n/a	n/a	n/a
TOTALS	177	195	201	202	210	222	234

The following charts demonstrate program information for 2021-2022 enrollment information for programs currently accredited as of June 1, 2022.

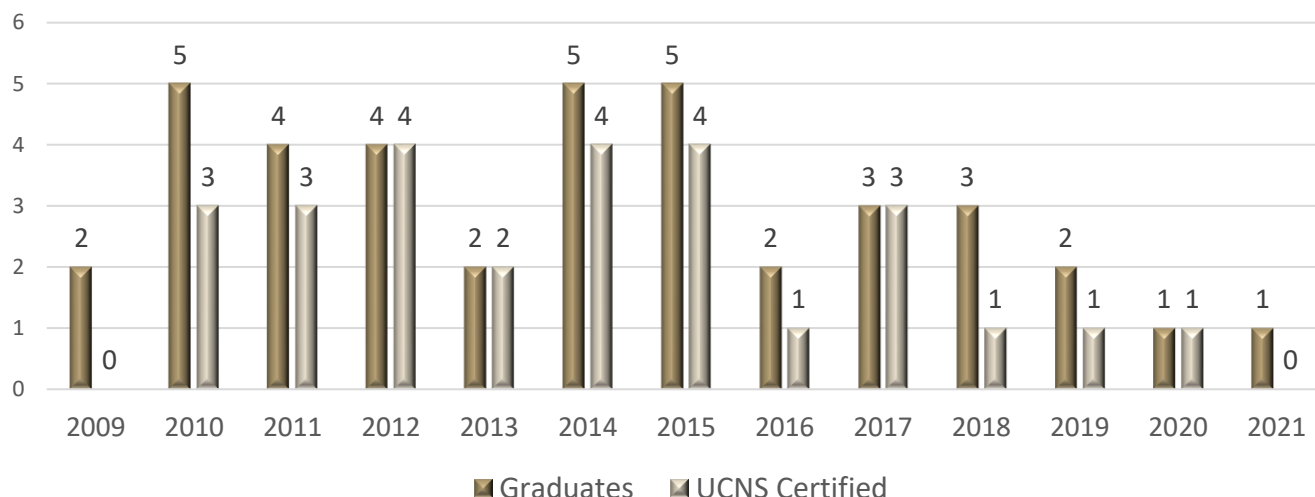
NI Fellowship Growth



NI 2016-2021 Fellow Enrollment



NI Graduate Certification



UCNS Certification

Applicants must be certified by an American Board of Medical Specialties (ABMS) certifying board, American Osteopathic Association (AOA), or the Royal College of Physicians and Surgeons (RCPSC) in:

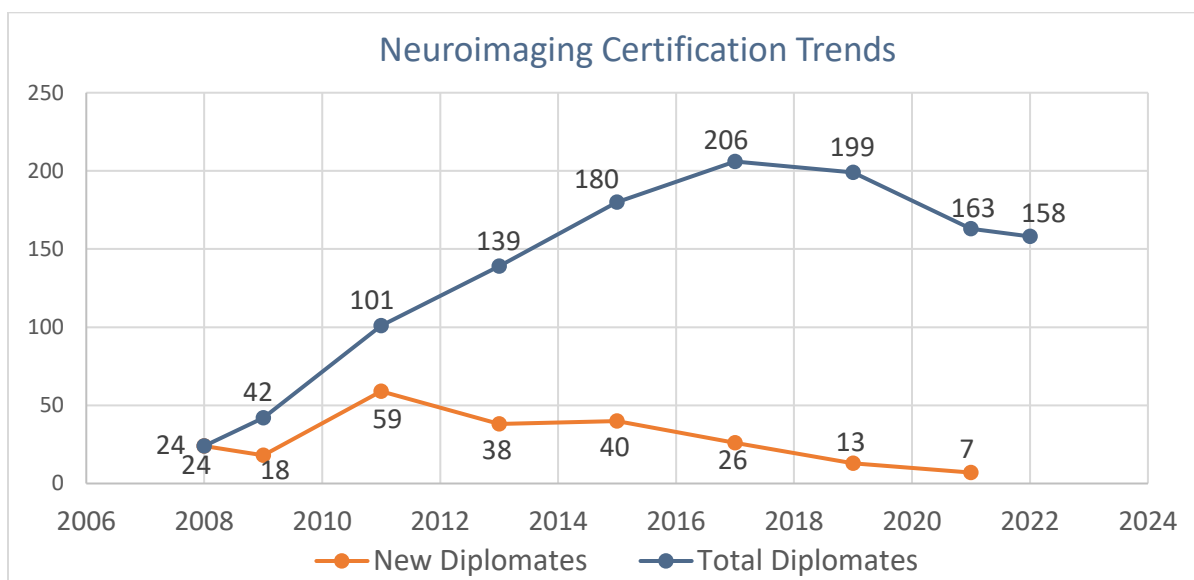
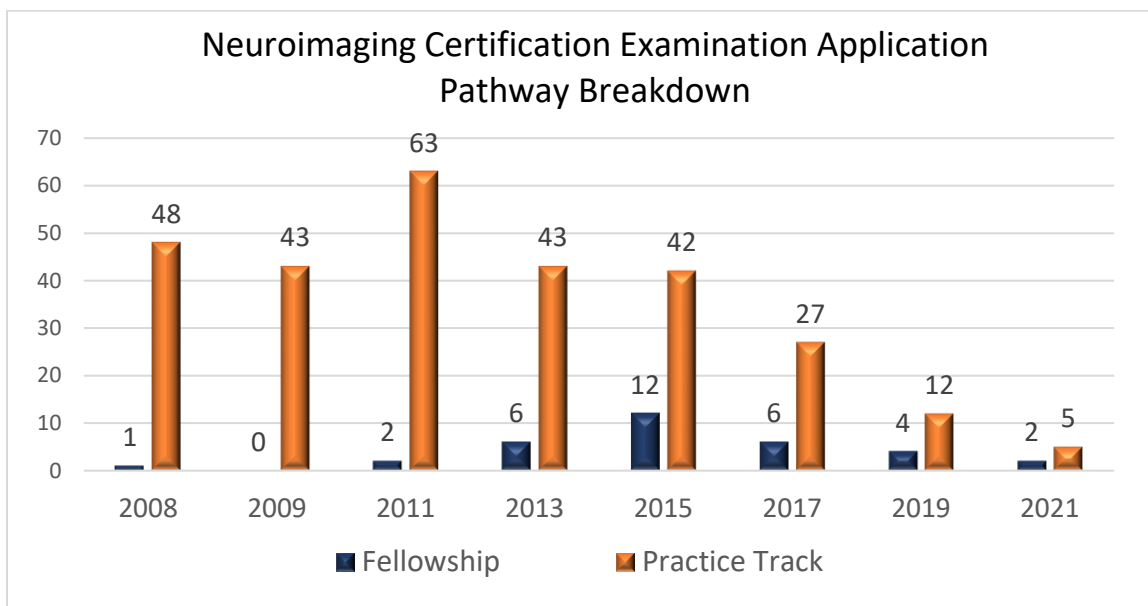
- Neurology
- Child Neurology

Diplomates

- 158 Neuroimaging diplomates
- Eligibility pathways:
 - UCNS-accredited Fellowship
 - Practice track
 - Academic Appointment at a UCNS-Accredited Fellowship
 - Internationally Trained Faculty at UCNS-Accredited Training Programs
- Next Neuroimaging Certification Examination: Date TBD, 2025

2022 Year-End Diplomat Counts by Subspecialty

Subspecialty	2016 Yr End Diplomates	2017 Yr End Diplomates	2018 Yr End Diplomates	2019 Yr End Diplomates	2020 Yr End Diplomates	2021 Yr End Diplomates	2022 Yr End Diplomates
Neurocritical Care	1,240	1,374	1,337	1,490	1,486	1,336	1,305
Headache Medicine	523	484	570	588	706	633	744
Behavioral Neurology & Neuropsychiatry	403	382	407	421	475	416	456
Neuro-oncology	207	240	236	285	284	301	294
Clinical Neuromuscular Pathology	43	59	59	68	69	77	70
Autonomic Disorders	38	37	48	48	56	53	61
Neuroimaging	180	206	187	218	216	163	158
Geriatric Neurology	18	18	18	18	11	0	0
Interventional Neurology	n/a	n/a	n/a	n/a	n/a	n/a	38
Neural Repair and Rehabilitation	23	23	23	23	22	22	8
TOTALS	2,675	2,823	2,885	3,159	3,325	3,001	3,134



Certification Examination Pass Rates			
Subspecialty	Year	Fellow Pass Rate	Non-Fellow Pass Rate
Neuroimaging	2015	90%	86%
	2017	100%	84%
	2019	100%	100%
	2021	100%	100%

Continuous Certification (C-cert)

The annual **continuous certification (C-cert) process** provides diplomates with a relevant, effective, timely, and convenient way to meet the needs of lifelong learning and self-assessment. Diplomates must meet annual maintenance of certification (MOC) requirements for C-cert.

2022 C-cert Quiz Outcomes (As of 12/31/22)				
Subspecialty	Total Diplomates Passed Quiz	Average % Score on First Attempt	Average Quiz Completion Time on First Attempt (minutes)	Average CME Credit Hours Claimed
Autonomic Disorders	30	84.36	53.56	12.32
Behavioral Neurology & Neuropsychiatry	324	91.54	56.17	12.87
Clinical Neuromuscular Pathology	47	90.59	46.80	12.28
Headache Medicine	527	79.65	58.89	12.53
Neurocritical Care	1070	82.63	57.55	12.96
Neuroimaging	116	73.87	58.64	13.69
Neuro-oncology	236	95.56	42.15	10.43
Totals	2350	85.46%	53.39	12.44

2022 Year End Diplomat C-cert Status Summary							
Subspecialty	Diplomates Meeting 2022 Requirements	Diplomates Not Meeting 2022 Requirements	Diplomates Not Meeting 2021 & 2022 Requirements	Diplomates Retired or Deceased	New 2022 Diplomates	2022 Total Yr End Diplomates	% of Total Dips Retained
Autonomic Disorders	44	8	-1	0	9	61	98%
Behavioral Neurology & Neuropsychiatry	337	64	-15	-3	55	456	96%
Clinical Neuromuscular Pathology	59	11	-8	0	0	70	90%
Geriatric Neurology	n/a	n/a	n/a	n/a	n/a	0	n/a
Headache Medicine	539	73	-19	-6	132	744	96%
Interventional Neurology	0	0	0	0	38	38	n/a
Neurocritical Care	1083	222	-49	-5	0		96%
Neuroimaging	128	30	-9	-1	0	158	94%
Neuro-oncology	250	44	-8	-1	0	294	97%
Neural Repair & Rehabilitation	5	3	-13	-1	0	8	n/a
	2445	455	-122	-17	234	3134	95%

Subspecialty Sponsoring Organizations

Subspecialty-specific sponsoring organizations are the source of nominations for all subspecialty volunteer representatives.

- American Society of Neuroimaging

2022/2023 UCNS Board of Directors Representative

- Joseph Masdeu, MD, PhD, Houston Methodist Hospital

2022/2023 Certification Examination Committee

- Jerome Graber, MD, Chair, Alvord Brain Tumor Center
- Jennifer W. McVige, MD, Vice Chair, Dent Neurologic Institute
- Carmel Armon, MD, MHS, Tel Aviv University Sackler School of Medicine
- Jon Y. Choi, MD, PhD, Walter Reed National Military Medical Center
- Alireza Faridar, MD, Houston Methodist Neurological Institute
- Dimitrios Giannakidis, MD, Sutter West Bay Medical Group
- Gregory Kapinos, MD, MS, NYC Health + Hospitals
- Mohammad Obadah Nakawah, MD, Houston Methodist Neurological Institute
- Gustavo J. Rodriguez, MD, Paul L. Foster School of Medicine
- Catherine A. Weymann-McKinney, MD, Piedmont HealthCare - Lake Norman Neurology



2022 Subspecialty Status Update

Neuro-oncology

Introduction

Since 2008, the United Council for Neurologic Subspecialties (UCNS) has certified physicians and accredited fellowship training programs for the subspecialty of Neuro-oncology (NO). Below is an update on the status of NO.

UCNS Accredited Fellowship Programs

Fellowships

Currently Accredited: 36 | Attrition: 3 (2015; 2022 x2) | Inactive: 3
 Program Construction: 1 year (7); 2 years (6); 1 or 2 years (19); 1, 2, or 3 years (3); 2 or 3 years (1)
 Departments: Neurology (31); Neurosurgery (5); Neuro-oncology (1)
 Program Director Specialty: Neurology (33); IM (1); Neuro Peds (1); Neurosurgery (1)

Fellows

Graduates: 236 | UCNS Certified: 189
 Primary Specialty: Neuro (219); Hem-Onc (4); NS (2); IM/Med-Onc (3); Med-Onc (2); Neuro/Psych (2);
 Peds Hem-Onc (2); Peds (1)
 Primary Board Certification: ABMS (225); AOA (1); RCPSC (4)

Enrollment

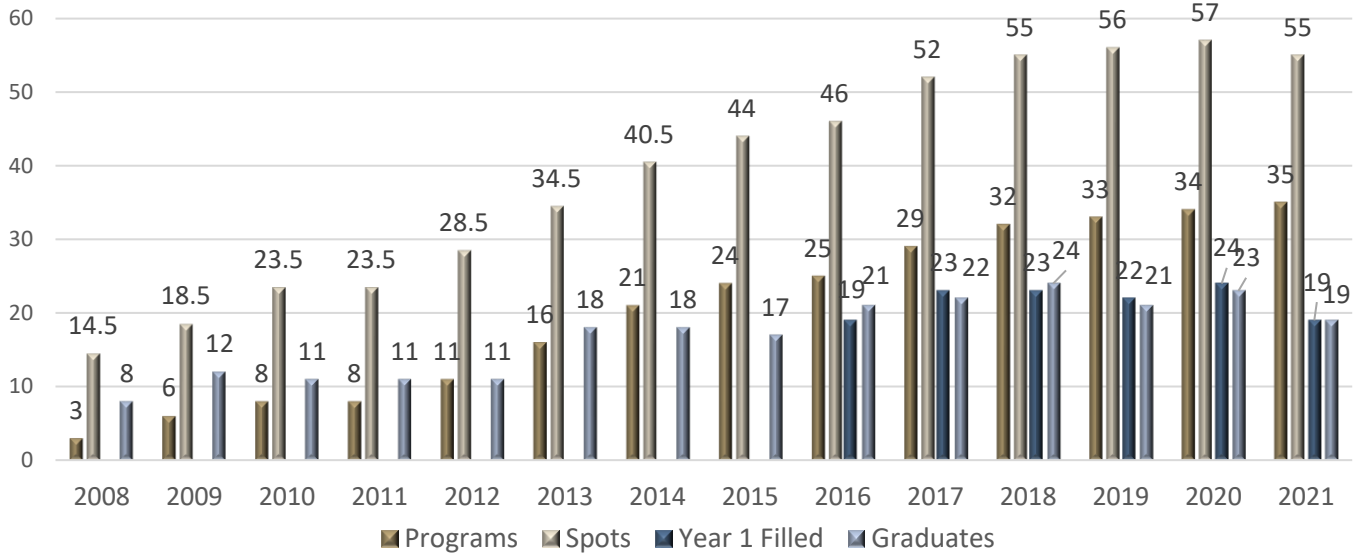
2016 Approved Spots: 40 | 2016 Filled: Year 1 (20); Year 2 (16)
 2017 Approved Spots: 47.5 | 2017 Filled: Year 1 (25); Year 2 (17)
 2018 Approved Spots: 53.5 | 2018 Filled: Year 1 (25); Year 2 (18)
 2019 Approved Spots: 57.5 | 2019 Filled: Year 1 (23); Year 2 (18)
 2020 Approved Spots: 58.5 | 2020 Filled: Year 1 (23); Year 2 (16)
 2021 Approved Spots: 55 | 2021 Filled: Year 1 (19) Year 2 (20)

UCNS Accredited Programs by Subspecialty

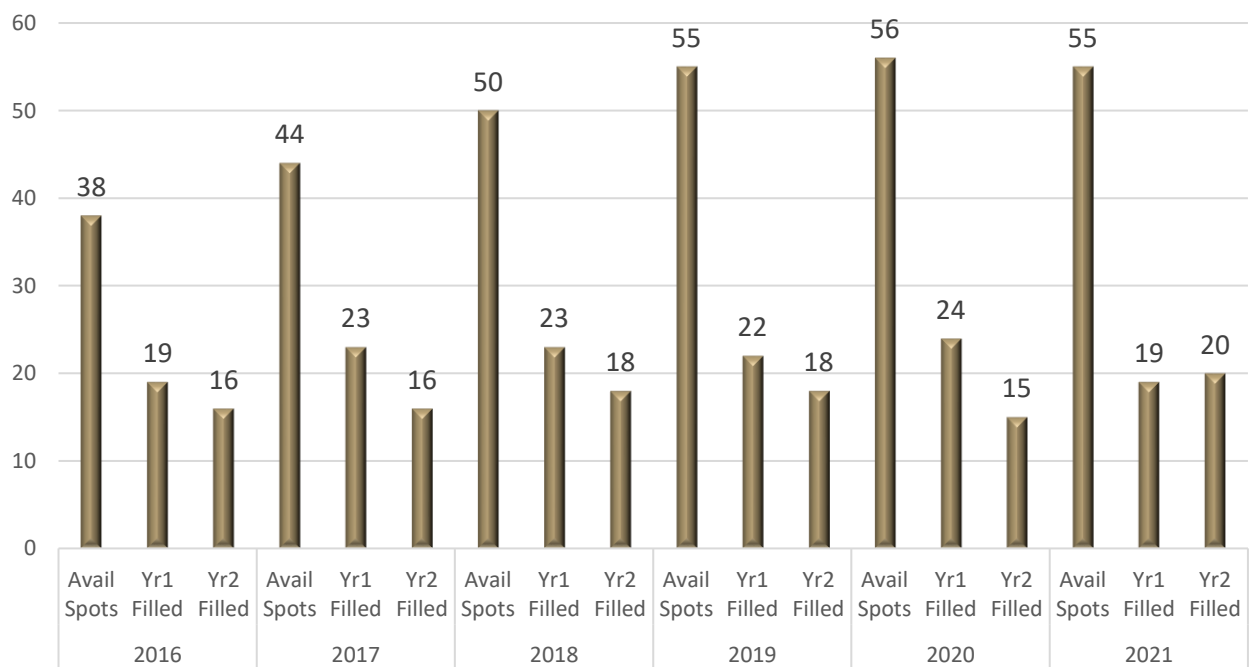
Subspecialty	2016	2017	2018	2019	2020	2021	2022
Neurocritical Care	61	68	69	69	73	76	75
Headache Medicine	34	39	42	43	45	46	51
Behavioral Neurology & Neuropsychiatry	34	34	35	37	37	44	46
Neuro-oncology	27	31	34	35	36	37	36
Clinical Neuromuscular Pathology	6	6	6	6	6	6	6
Autonomic Disorders	5	5	5	4	5	5	6
Neuroimaging	5	5	5	4	4	4	4
Geriatric Neurology	3	5	5	4	4	4	4
Interventional Neurology	n/a	n/a	n/a	n/a	n/a	n/a	6
Neural Repair and Rehabilitation	2	2	n/a	n/a	n/a	n/a	n/a
TOTALS	177	195	201	202	210	222	234

The following charts demonstrate program information for 2021-2022 enrollment information for programs currently accredited as of June 1, 2022.

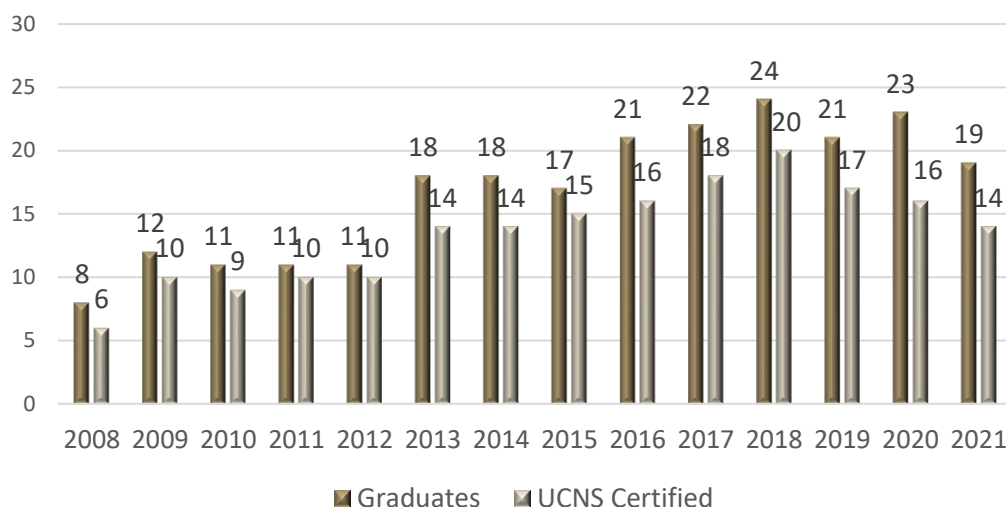
NO Fellowship Growth



NO 2016-2021 Fellow Enrollment



NO Graduate Certification



UCNS Certification

Applicants must be certified by an American Board of Medical Specialties (ABMS) certifying board, American Osteopathic Association (AOA), or the Royal College of Physicians and Surgeons (RCPSC) in:

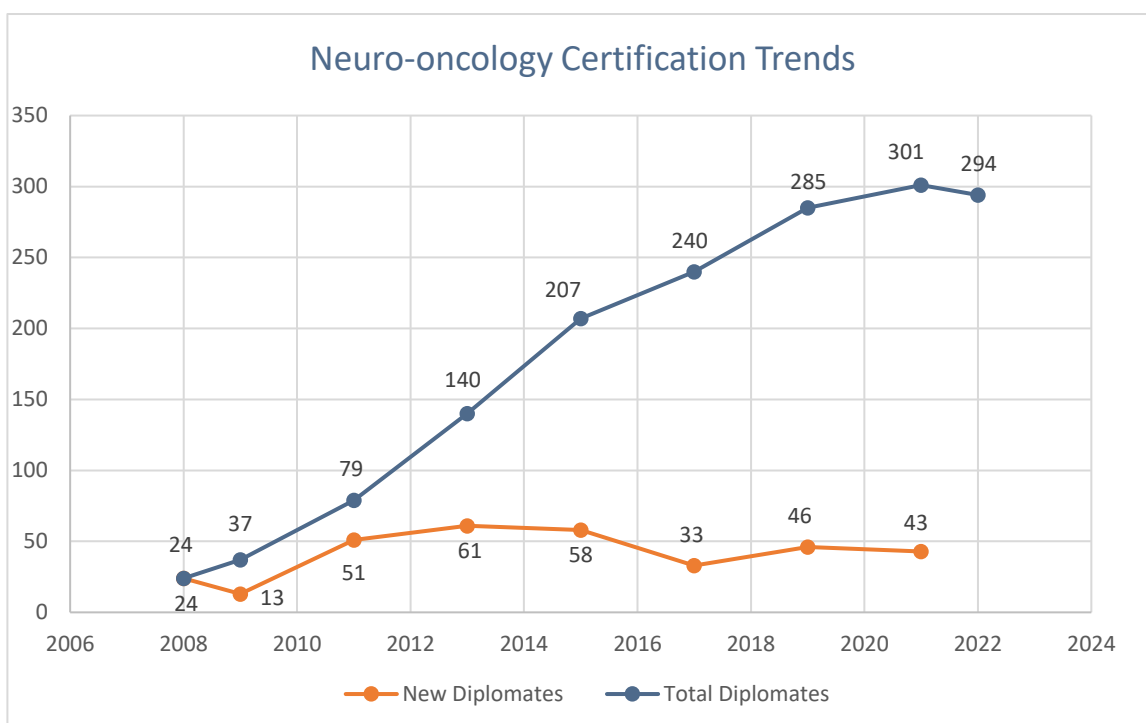
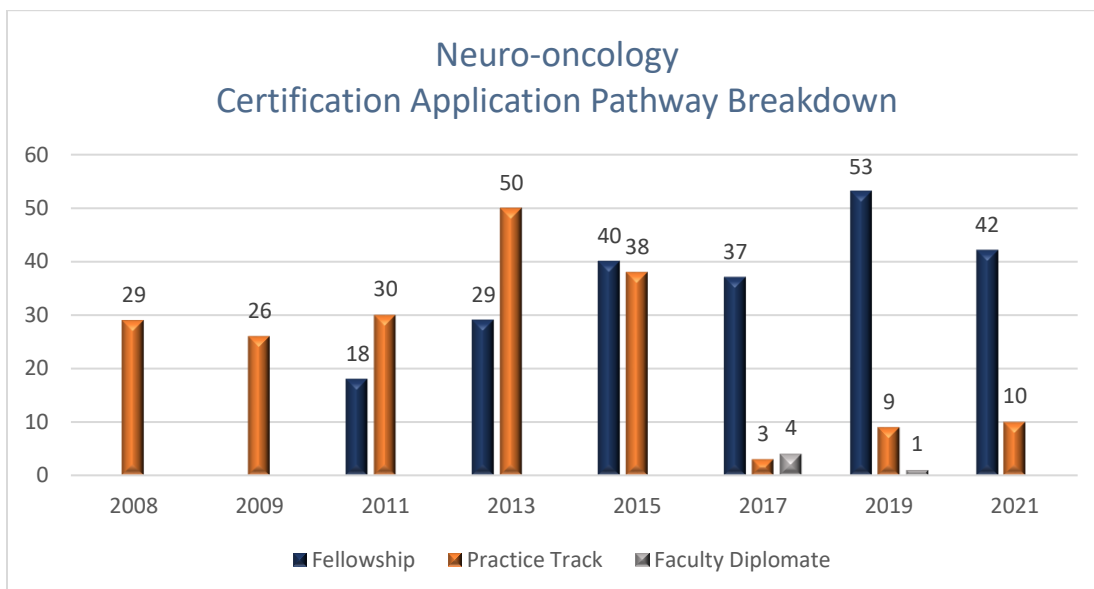
- Neurology
- Child neurology
- Neurological surgery
- Internal medicine
- Medical oncology
- Pediatrics
- Pediatric hematology-oncology
- Radiation oncology

Diplomates

- 294 certified NO diplomates
- Eligibility pathways:
 - UCNS-accredited Fellowship
 - Academic Appointment at a UCNS-Accredited Fellowship
 - Internationally Trained Faculty at UCNS-Accredited Training Programs
 - Practice track
- Next **Neuro-oncology Certification Examination**: October 16-20, 2023

2022 Year-End Diplomat Counts by Subspecialty

Subspecialty	2016 Yr End Diplomates	2017 Yr End Diplomates	2018 Yr End Diplomates	2019 Yr End Diplomates	2020 Yr End Diplomates	2021 Yr End Diplomates	2022 Yr End Diplomates
Neurocritical Care	1,240	1,374	1,337	1,490	1,486	1,336	1,305
Headache Medicine	523	484	570	588	706	633	744
Behavioral Neurology & Neuropsychiatry	403	382	407	421	475	416	456
Neuro-oncology	207	240	236	285	284	301	294
Clinical Neuromuscular Pathology	43	59	59	68	69	77	70
Autonomic Disorders	38	37	48	48	56	53	61
Neuroimaging	180	206	187	218	216	163	158
Geriatric Neurology	18	18	18	18	11	0	0
Interventional Neurology	n/a	n/a	n/a	n/a	n/a	n/a	38
Neural Repair and Rehabilitation	23	23	23	23	22	22	8
TOTALS	2,675	2,823	2,885	3,159	3,325	3,001	3,134



Certification Examination Pass Rates			
Subspecialty	Year	Fellow Pass Rate	Non-Fellow Pass Rate
Neuro-oncology	2015	89%	76%
	2017	83%	67%
	2019	77%	56%
	2021	86%	70%

Continuous Certification (C-cert)

The annual **continuous certification (C-cert) process** provides diplomates with a relevant, effective, timely, and convenient way to meet the needs of lifelong learning and self-assessment. Diplomates must meet annual maintenance of certification (MOC) requirements for C-cert.

2022 C-cert Quiz Outcomes (As of 12/31/22)				
Subspecialty	Total Diplomates Passed Quiz	Average % Score on First Attempt	Average Quiz Completion Time on First Attempt (minutes)	Average CME Credit Hours Claimed
Autonomic Disorders	30	84.36	53.56	12.32
Behavioral Neurology & Neuropsychiatry	324	91.54	56.17	12.87
Clinical Neuromuscular Pathology	47	90.59	46.80	12.28
Headache Medicine	527	79.65	58.89	12.53
Neurocritical Care	1070	82.63	57.55	12.96
Neuroimaging	116	73.87	58.64	13.69
Neuro-oncology	236	95.56	42.15	10.43
Totals	2350	85.46%	53.39	12.44

2022 Year End Diplomat C-cert Status Summary							
Subspecialty	Diplomates Meeting 2022 Requirements	Diplomates Not Meeting 2022 Requirements	Diplomates Not Meeting 2021 & 2022 Requirements	Diplomates Retired or Deceased	New 2022 Diplomates	2022 Total Yr End Diplomates	% of Total Dips Retained
Autonomic Disorders	44	8	-1	0	9	61	98%
Behavioral Neurology & Neuropsychiatry	337	64	-15	-3	55	456	96%
Clinical Neuromuscular Pathology	59	11	-8	0	0	70	90%
Geriatric Neurology	n/a	n/a	n/a	n/a	n/a	0	n/a
Headache Medicine	539	73	-19	-6	132	744	96%
Interventional Neurology	0	0	0	0	38	38	n/a
Neurocritical Care	1083	222	-49	-5	0		96%
Neuroimaging	128	30	-9	-1	0	158	94%
Neuro-oncology	250	44	-8	-1	0	294	97%
Neural Repair & Rehabilitation	5	3	-13	-1	0	8	n/a
	2445	455	-122	-17	234	3134	95%

Subspecialty Sponsoring Organizations

Subspecialty-specific sponsoring organizations are the source of nominations for all subspecialty volunteer representatives.

- American Academy of Neurology Neuro-oncology Section

2022/2023 UCNS Board of Directors Representative

- Justin T. Jordan, MD, MPH, Massachusetts General Hospital

2022/2023 Certification Examination Committee

- Christian Grommes, MD, Chair, Memorial Sloan Kettering Cancer Center
- Andrea Wasilewski, MD, Vice Chair, Givens Brain Tumor Center
- David M. Cachia, MD, UMass Memorial Medical Center
- Heather E. Leeper, MD, University of Chicago
- Douglas E. Ney, MD, University of Colorado School of Medicine
- Lauren Schaff, MD, Memorial Sloan Kettering Cancer Center
- Roy E. Strowd, III, MD, MEd, Wake Forest School of Medicine
- Joon Uhm, MD, Mayo Clinic Rochester